

# Regional labour force – Brisbane - West SA4, Apr 24

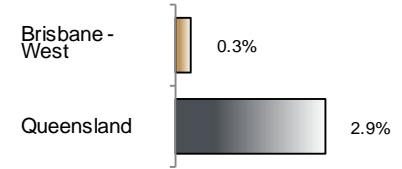
Source: ABS, *Labour force, Australia, detailed*, released 23 May 2024, 11:30 am (AEST)

**Table 1 Labour force status, Brisbane - West SA4**

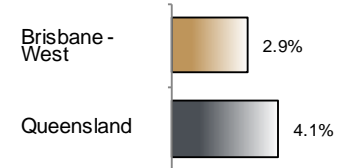
	Year ending			Annual change	
	Apr 23	Mar 24	Apr 24	persons	%
	— persons —			persons	%
Total employed	108,300	108,600	108,700	300	0.3
Total unemployed	4,300	3,000	3,200	-1,100	-24.5
Total labour force	112,600	111,600	111,900	-700	-0.6
Not in the labour force	43,700	47,600	47,600	3,900	8.9
Total persons 15+	156,300	159,200	159,500	3,200	2.0
Participation rate (%)	72.1	70.1	70.2	..	-1.9 (a)
Unemployment rate (%)	3.8	2.7	2.9	..	-0.9 (a)

(a) Percentage point change.

**Employment growth, annual**



**Unemployment rate**



## Key data

Employment (annual change)..... ↑ 0.3%  
 Unemployment rate ..... 2.9%  
 Unemployment rate (annual change) ..... ↓ 0.9 ppt  
 Participation rate..... 70.2%

ppt = percentage point

## Main findings

Note: Due to the high standard errors associated with regional labour force direct survey estimates, the ABS and QGSO recommend using 12-month averages to reduce the volatility of the underlying original data.

All data in this brief are based on 12-month moving averages of direct survey estimates.

- The number of employed persons in Brisbane - West SA4 in April 2024 was 108,700 persons, an increase of 300 employed persons, or 0.3% over the year (Figure 1).
- The unemployment rate in Brisbane - West SA4 in April 2024 was 2.9 per cent, a decrease of 0.9 percentage point over the year. The unemployment rate for this area was the second-lowest of all 19 SA4s within Queensland (Figure 2).
- The participation rate in Brisbane - West SA4 in April 2024 was 70.2 per cent, a decrease of 1.9 percentage points over the year (Table 1).

SA4 = Statistical Area Level 4 (ASGS 2016 edition)

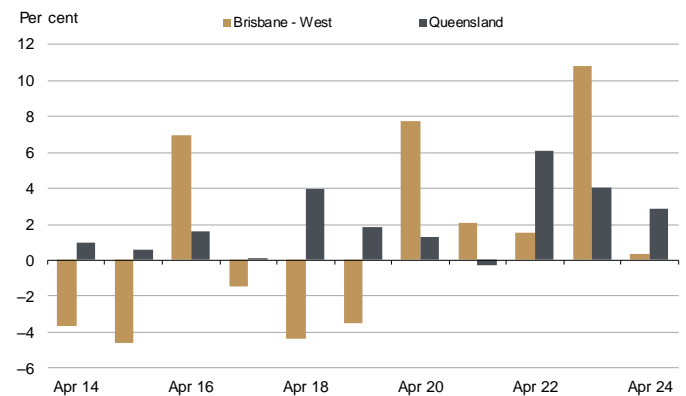
Notes (refer to website for more detailed notes):

Data for Queensland as a whole are provided for reference purposes only.

The labour force statistics presented in this brief are on a sample basis and will include a sampling error.

Totals may differ due to rounding. Figures are rounded to nearest 100 persons. Calculations are based on pre-rounded figures.

**Figure 1 Annual change in employment, Brisbane - West SA4**



**Figure 2 Unemployment rate by SA4, April 2024**

