

Regional labour force – Central Queensland SA4, Apr 24

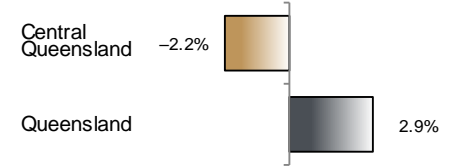
Source: ABS, *Labour force, Australia, detailed*, released 23 May 2024, 11:30 am (AEST)

Table 1 Labour force status, Central Queensland SA4

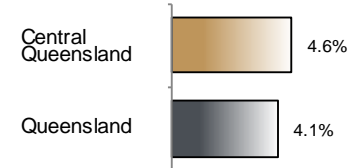
	Year ending			Annual change	
	Apr 23	Mar 24	Apr 24	persons	%
	— persons —			persons	%
Total employed	127,100	123,800	124,200	-2,900	-2.2
Total unemployed	4,800	6,000	6,000	1,200	25.1
Total labour force	131,800	129,900	130,200	-1,700	-1.3
Not in the labour force	54,900	61,000	61,100	6,200	11.2
Total persons 15+	186,700	190,800	191,200	4,500	2.4
Participation rate (%)	70.6	68.1	68.1	..	-2.5 (a)
Unemployment rate (%)	3.6	4.6	4.6	..	1.0 (a)

(a) Percentage point change.

Employment growth, annual



Unemployment rate



Key data

Employment (annual change)..... ↓ 2.2%
 Unemployment rate 4.6%
 Unemployment rate (annual change) ↑ 1.0 ppt
 Participation rate..... 68.1%

ppt = percentage point

Main findings

Note: Due to the high standard errors associated with regional labour force direct survey estimates, the ABS and QGSO recommend using 12-month averages to reduce the volatility of the underlying original data.

All data in this brief are based on 12-month moving averages of direct survey estimates.

- The number of employed persons in Central Queensland SA4 in April 2024 was 124,200 persons, a decrease of 2,900 employed persons, or 2.2% over the year (Figure 1).
- The unemployment rate in Central Queensland SA4 in April 2024 was 4.6 per cent, an increase of 1.0 percentage point over the year. The unemployment rate for this area was the fifth-highest of all 19 SA4s within Queensland (Figure 2).
- The participation rate in Central Queensland SA4 in April 2024 was 68.1 per cent, a decrease of 2.5 percentage points over the year (Table 1).

SA4 = Statistical Area Level 4 (ASGS 2016 edition)

Notes (refer to website for more detailed notes):

Data for Queensland as a whole are provided for reference purposes only.

The labour force statistics presented in this brief are on a sample basis and will include a sampling error.

Totals may differ due to rounding. Figures are rounded to nearest 100 persons. Calculations are based on pre-rounded figures.

Figure 1 Annual change in employment, Central Queensland SA4

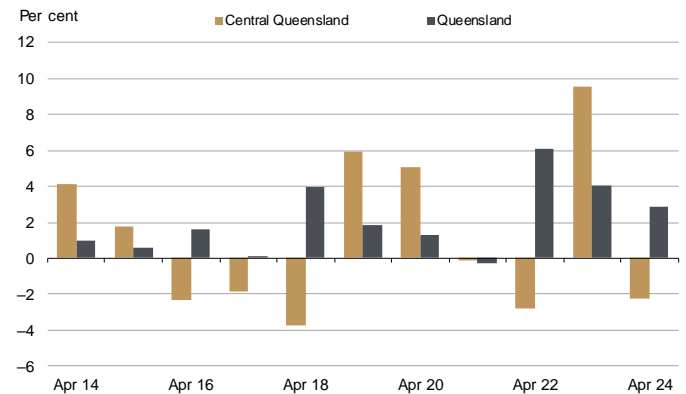


Figure 2 Unemployment rate by SA4, April 2024

