

Regional labour force – Mackay - Isaac - Whitsunday SA4, Apr 24

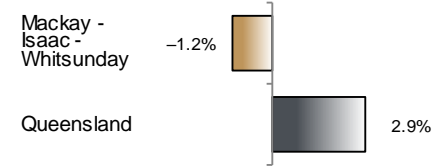
Source: ABS, *Labour force, Australia, detailed*, released 23 May 2024, 11:30 am (AEST)

Table 1 Labour force status, Mackay - Isaac - Whitsunday SA4

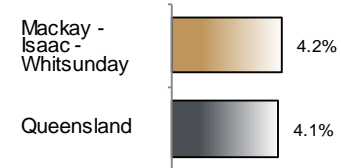
	Year ending			Annual change	
	Apr 23	Mar 24	Apr 24	persons	%
	— persons —			persons	%
Total employed	105,900	104,600	104,600	-1,300	-1.2
Total unemployed	2,700	4,300	4,500	1,900	69.3
Total labour force	108,600	108,900	109,200	600	0.5
Not in the labour force	42,400	45,900	46,000	3,600	8.4
Total persons 15+	151,000	154,800	155,200	4,100	2.7
Participation rate (%)	71.9	70.3	70.4	..	-1.5 (a)
Unemployment rate (%)	2.5	3.9	4.2	..	1.7 (a)

(a) Percentage point change.

Employment growth, annual



Unemployment rate



Key data

Employment (annual change)..... ↓ 1.2%
 Unemployment rate 4.2%
 Unemployment rate (annual change) ↑ 1.7 ppt
 Participation rate..... 70.4%

ppt = percentage point

Main findings

Note: Due to the high standard errors associated with regional labour force direct survey estimates, the ABS and QGSO recommend using 12-month averages to reduce the volatility of the underlying original data.

All data in this brief are based on 12-month moving averages of direct survey estimates.

- The number of employed persons in Mackay - Isaac - Whitsunday SA4 in April 2024 was 104,600 persons, a decrease of 1,300 employed persons, or 1.2% over the year (Figure 1).
- The unemployment rate in Mackay - Isaac - Whitsunday SA4 in April 2024 was 4.2 per cent, an increase of 1.7 percentage points over the year. The unemployment rate for this area was the seventh-highest of all 19 SA4s within Queensland (Figure 2).
- The participation rate in Mackay - Isaac - Whitsunday SA4 in April 2024 was 70.4 per cent, a decrease of 1.5 percentage points over the year (Table 1).

SA4 = Statistical Area Level 4 (ASGS 2016 edition)

Notes (refer to website for more detailed notes):

Data for Queensland as a whole are provided for reference purposes only.

The labour force statistics presented in this brief are on a sample basis and will include a sampling error.

Totals may differ due to rounding. Figures are rounded to nearest 100 persons. Calculations are based on pre-rounded figures.

Figure 1 Annual change in employment, Mackay - Isaac - Whitsunday SA4

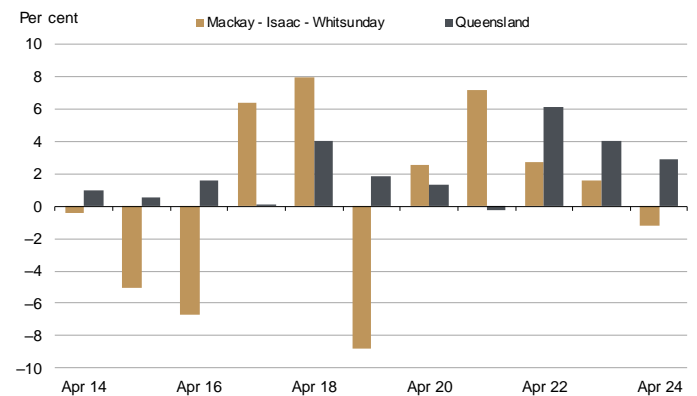


Figure 2 Unemployment rate by SA4, April 2024

