

# Regional labour force – Moreton Bay - South SA4, Apr 24

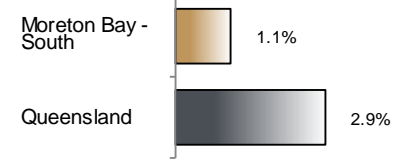
Source: ABS, *Labour force, Australia, detailed*, released 23 May 2024, 11:30 am (AEST)

**Table 1 Labour force status, Moreton Bay - South SA4**

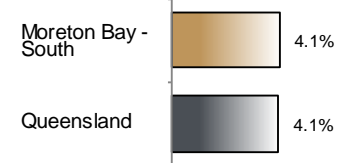
	Year ending			Annual change	
	Apr 23	Mar 24	Apr 24	persons	%
	— persons —			persons	%
Total employed	126,600	127,400	127,900	1,400	1.1
Total unemployed	3,800	5,400	5,500	1,700	44.0
Total labour force	130,400	132,800	133,400	3,000	2.3
Not in the labour force	47,600	51,000	50,900	3,200	6.8
Total persons 15+	178,000	183,800	184,300	6,300	3.5
Participation rate (%)	73.2	72.2	72.4	..	-0.8 (a)
Unemployment rate (%)	2.9	4.0	4.1	..	1.2 (a)

(a) Percentage point change.

**Employment growth, annual**



**Unemployment rate**



## Key data

Employment (annual change)..... ↑ 1.1%  
 Unemployment rate ..... 4.1%  
 Unemployment rate (annual change) ..... ↑ 1.2 ppt  
 Participation rate..... 72.4%

ppt = percentage point

## Main findings

Note: Due to the high standard errors associated with regional labour force direct survey estimates, the ABS and QGSO recommend using 12-month averages to reduce the volatility of the underlying original data.

All data in this brief are based on 12-month moving averages of direct survey estimates.

- The number of employed persons in Moreton Bay - South SA4 in April 2024 was 127,900 persons, an increase of 1,400 employed persons, or 1.1% over the year (Figure 1).
- The unemployment rate in Moreton Bay - South SA4 in April 2024 was 4.1 per cent, an increase of 1.2 percentage points over the year. The unemployment rate for this area was the ninth-highest of all 19 SA4s within Queensland (Figure 2).
- The participation rate in Moreton Bay - South SA4 in April 2024 was 72.4 per cent, a decrease of 0.8 percentage point over the year (Table 1).

SA4 = Statistical Area Level 4 (ASGS 2016 edition)

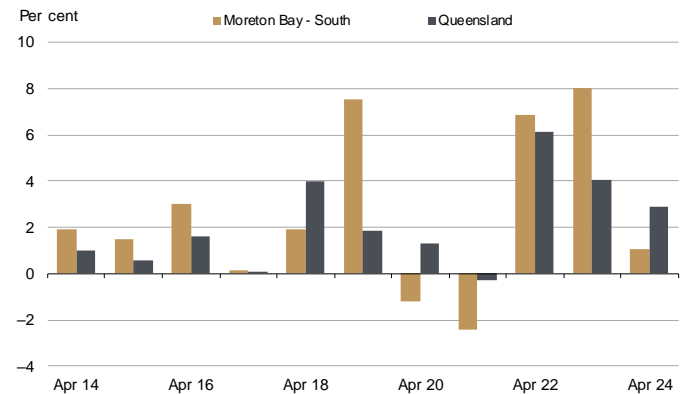
Notes (refer to website for more detailed notes):

Data for Queensland as a whole are provided for reference purposes only.

The labour force statistics presented in this brief are on a sample basis and will include a sampling error.

Totals may differ due to rounding. Figures are rounded to nearest 100 persons. Calculations are based on pre-rounded figures.

**Figure 1 Annual change in employment, Moreton Bay - South SA4**



**Figure 2 Unemployment rate by SA4, April 2024**

