

Regional labour force – Sunshine Coast SA4, Apr 24

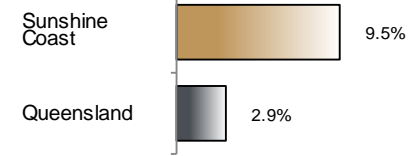
Source: ABS, *Labour force, Australia, detailed*, released 23 May 2024, 11:30 am (AEST)

Table 1 Labour force status, Sunshine Coast SA4

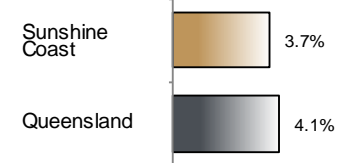
	Year ending			Annual change	
	Apr 23	Mar 24	Apr 24	persons	%
	— persons —			persons	%
Total employed	205,500	224,100	225,100	19,500	9.5
Total unemployed	5,900	8,400	8,600	2,700	46.6
Total labour force	211,400	232,400	233,700	22,300	10.5
Not in the labour force	134,400	123,400	123,100	-11,200	-8.4
Total persons 15+	345,800	355,900	356,800	11,000	3.2
Participation rate (%)	61.1	65.3	65.5	..	4.4 (a)
Unemployment rate (%)	2.8	3.6	3.7	..	0.9 (a)

(a) Percentage point change.

Employment growth, annual



Unemployment rate



Key data

Employment (annual change)..... ↑ 9.5%
 Unemployment rate 3.7%
 Unemployment rate (annual change) ↑ 0.9 ppt
 Participation rate..... 65.5%

ppt = percentage point

Main findings

Note: Due to the high standard errors associated with regional labour force direct survey estimates, the ABS and QGSO recommend using 12-month averages to reduce the volatility of the underlying original data.

All data in this brief are based on 12-month moving averages of direct survey estimates.

- The number of employed persons in Sunshine Coast SA4 in April 2024 was 225,100 persons, an increase of 19,500 employed persons, or 9.5% over the year (Figure 1).
- The unemployment rate in Sunshine Coast SA4 in April 2024 was 3.7 per cent, an increase of 0.9 percentage point over the year. The unemployment rate for this area was the sixth-lowest of all 19 SA4s within Queensland (Figure 2).
- The participation rate in Sunshine Coast SA4 in April 2024 was 65.5 per cent, an increase of 4.4 percentage points over the year (Table 1).

SA4 = Statistical Area Level 4 (ASGS 2016 edition)

Notes (refer to website for more detailed notes):

Data for Queensland as a whole are provided for reference purposes only.

The labour force statistics presented in this brief are on a sample basis and will include a sampling error.

Totals may differ due to rounding. Figures are rounded to nearest 100 persons. Calculations are based on pre-rounded figures.

Figure 1 Annual change in employment, Sunshine Coast SA4

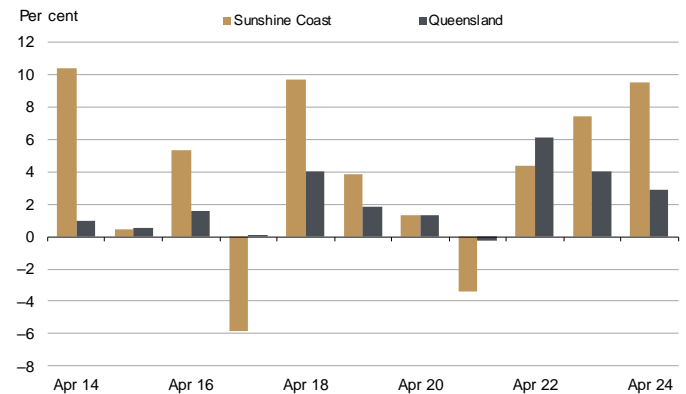


Figure 2 Unemployment rate by SA4, April 2024

