

Regional labour force – Toowoomba SA4, Apr 24

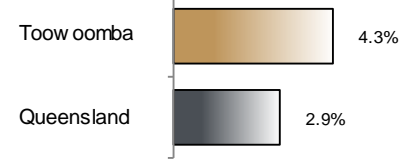
Source: ABS, *Labour force, Australia, detailed*, released 23 May 2024, 11:30 am (AEST)

Table 1 Labour force status, Toowoomba SA4

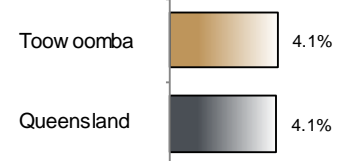
	Year ending			Annual change	
	Apr 23	Mar 24	Apr 24	persons	%
	— persons —				
Total employed	76,400	78,900	79,700	3,300	4.3
Total unemployed	4,200	3,500	3,400	-800	-18.5
Total labour force	80,600	82,400	83,100	2,500	3.1
Not in the labour force	54,600	56,600	56,300	1,600	3.0
Total persons 15+	135,200	139,000	139,400	4,200	3.1
Participation rate (%)	59.6	59.3	59.6	..	0.0 (a)
Unemployment rate (%)	5.2	4.3	4.1	..	-1.1 (a)

(a) Percentage point change.

Employment growth, annual



Unemployment rate



Key data

Employment (annual change)..... ↑ 4.3%
 Unemployment rate 4.1%
 Unemployment rate (annual change) ↓ 1.1 ppt
 Participation rate..... 59.6%

ppt = percentage point

Main findings

Note: Due to the high standard errors associated with regional labour force direct survey estimates, the ABS and QGSO recommend using 12-month averages to reduce the volatility of the underlying original data.

All data in this brief are based on 12-month moving averages of direct survey estimates.

- The number of employed persons in Toowoomba SA4 in April 2024 was 79,700 persons, an increase of 3,300 employed persons, or 4.3% over the year (Figure 1).
- The unemployment rate in Toowoomba SA4 in April 2024 was 4.1 per cent, a decrease of 1.1 percentage points over the year. The unemployment rate for this area was the tenth-lowest of all 19 SA4s within Queensland (Figure 2).
- The participation rate in Toowoomba SA4 in April 2024 was 59.6 per cent, unchanged over the year (Table 1).

SA4 = Statistical Area Level 4 (ASGS 2016 edition)

Notes (refer to website for more detailed notes):

Data for Queensland as a whole are provided for reference purposes only.

The labour force statistics presented in this brief are on a sample basis and will include a sampling error.

Totals may differ due to rounding. Figures are rounded to nearest 100 persons. Calculations are based on pre-rounded figures.

Figure 1 Annual change in employment, Toowoomba SA4

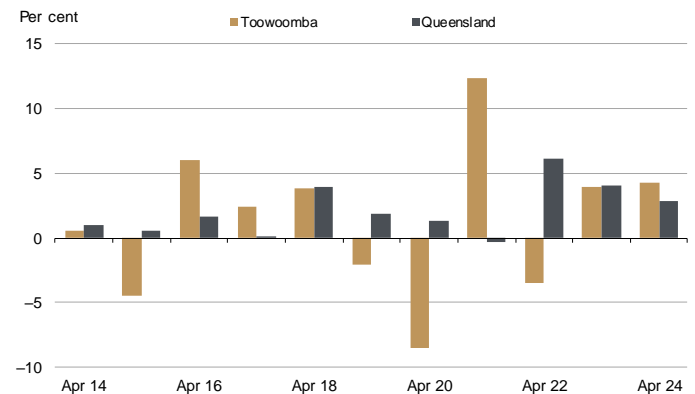


Figure 2 Unemployment rate by SA4, April 2024

