

Regional labour force – Townsville SA4, Apr 24

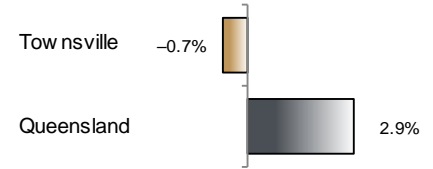
Source: ABS, *Labour force, Australia, detailed*, released 23 May 2024, 11:30 am (AEST)

Table 1 Labour force status, Townsville SA4

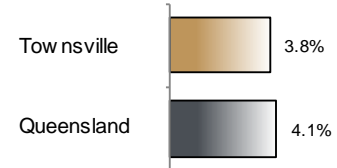
	Year ending			Annual change	
	Apr 23	Mar 24	Apr 24	persons	%
	— persons —			persons	%
Total employed	131,200	131,100	130,300	-900	-0.7
Total unemployed	3,200	5,100	5,200	1,900	58.7
Total labour force	134,400	136,200	135,500	1,100	0.8
Not in the labour force	56,600	59,400	60,400	3,800	6.7
Total persons 15+	191,100	195,500	195,900	4,900	2.5
Participation rate (%)	70.4	69.6	69.2	..	-1.2 (a)
Unemployment rate (%)	2.4	3.7	3.8	..	1.4 (a)

(a) Percentage point change.

Employment growth, annual



Unemployment rate



Key data

Employment (annual change)..... ↓ 0.7%
 Unemployment rate 3.8%
 Unemployment rate (annual change) ↑ 1.4 ppt
 Participation rate..... 69.2%

ppt = percentage point

Main findings

Note: Due to the high standard errors associated with regional labour force direct survey estimates, the ABS and QGSO recommend using 12-month averages to reduce the volatility of the underlying original data.

All data in this brief are based on 12-month moving averages of direct survey estimates.

- The number of employed persons in Townsville SA4 in April 2024 was 130,300 persons, a decrease of 900 employed persons, or 0.7% over the year (Figure 1).
- The unemployment rate in Townsville SA4 in April 2024 was 3.8 per cent, an increase of 1.4 percentage points over the year. The unemployment rate for this area was the seventh-lowest of all 19 SA4s within Queensland (Figure 2).
- The participation rate in Townsville SA4 in April 2024 was 69.2 per cent, a decrease of 1.2 percentage points over the year (Table 1).

SA4 = Statistical Area Level 4 (ASGS 2016 edition)

Notes (refer to website for more detailed notes):

Data for Queensland as a whole are provided for reference purposes only.

The labour force statistics presented in this brief are on a sample basis and will include a sampling error.

Totals may differ due to rounding. Figures are rounded to nearest 100 persons. Calculations are based on pre-rounded figures.

Figure 1 Annual change in employment, Townsville SA4

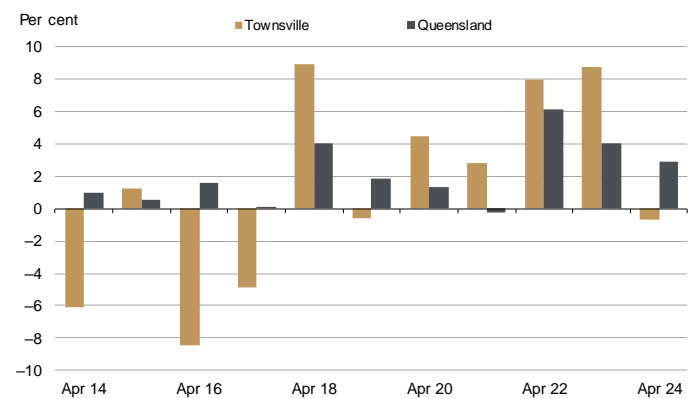


Figure 2 Unemployment rate by SA4, April 2024

