

Regional labour force – Wide Bay SA4, Apr 24

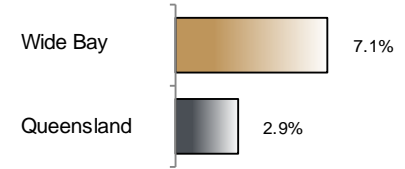
Source: ABS, *Labour force, Australia, detailed*, released 23 May 2024, 11:30 am (AEST)

Table 1 Labour force status, Wide Bay SA4

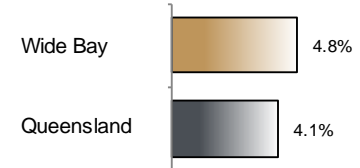
	Year ending			Annual change	
	Apr 23	Mar 24	Apr 24	persons	%
	— persons —				
Total employed	130,300	139,600	139,500	9,200	7.1
Total unemployed	7,000	7,000	7,000	0	-0.1
Total labour force	137,300	146,600	146,500	9,200	6.7
Not in the labour force	131,900	130,500	131,300	-700	-0.5
Total persons 15+	269,200	277,100	277,800	8,600	3.2
Participation rate (%)	51.0	52.9	52.7	..	1.7 (a)
Unemployment rate (%)	5.1	4.8	4.8	..	-0.3 (a)

(a) Percentage point change.

Employment growth, annual



Unemployment rate



Key data

Employment (annual change)..... ↑ 7.1%
 Unemployment rate 4.8%
 Unemployment rate (annual change) ↓ 0.3 ppt
 Participation rate..... 52.7%

ppt = percentage point

Main findings

Note: Due to the high standard errors associated with regional labour force direct survey estimates, the ABS and QGSO recommend using 12-month averages to reduce the volatility of the underlying original data.

All data in this brief are based on 12-month moving averages of direct survey estimates.

- The number of employed persons in Wide Bay SA4 in April 2024 was 139,500 persons, an increase of 9,200 employed persons, or 7.1% over the year (Figure 1).
- The unemployment rate in Wide Bay SA4 in April 2024 was 4.8 per cent, a decrease of 0.3 percentage point over the year. The unemployment rate for this area was the second-highest of all 19 SA4s within Queensland (Figure 2).
- The participation rate in Wide Bay SA4 in April 2024 was 52.7 per cent, an increase of 1.7 percentage points over the year (Table 1).

SA4 = Statistical Area Level 4 (ASGS 2016 edition)

Notes (refer to website for more detailed notes):

Data for Queensland as a whole are provided for reference purposes only.

The labour force statistics presented in this brief are on a sample basis and will include a sampling error.

Totals may differ due to rounding. Figures are rounded to nearest 100 persons. Calculations are based on pre-rounded figures.

Figure 1 Annual change in employment, Wide Bay SA4

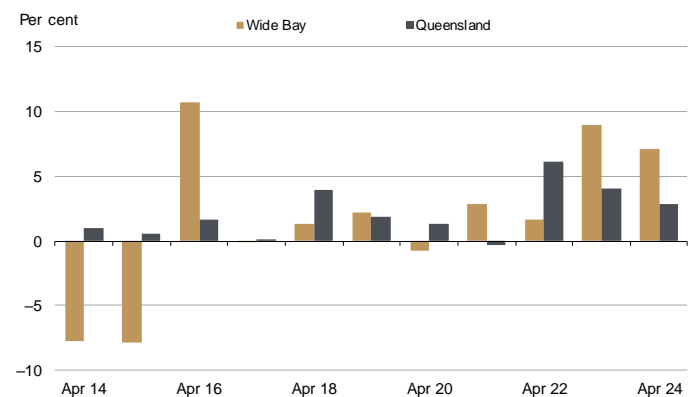


Figure 2 Unemployment rate by SA4, April 2024

