

Regional labour force – Logan - Beaudesert SA4, May 24

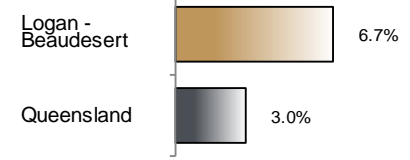
Source: ABS, *Labour force, Australia, detailed*, released 20 June 2024, 11:30 am (AEST)

Table 1 Labour force status, Logan - Beaudesert SA4

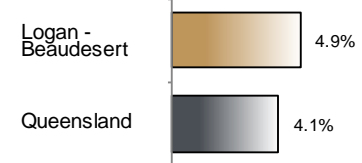
	Year ending			Annual change	
	May 23	Apr 24	May 24	persons	%
	— persons —			persons	%
Total employed	187,400	200,200	200,000	12,600	6.7
Total unemployed	12,300	9,900	10,300	-2,000	-16.1
Total labour force	199,700	210,000	210,300	10,600	5.3
Not in the labour force	99,000	100,800	101,600	2,600	2.6
Total persons 15+	298,700	310,800	311,900	13,200	4.4
Participation rate (%)	66.8	67.6	67.4	..	0.6 (a)
Unemployment rate (%)	6.1	4.7	4.9	..	-1.2 (a)

(a) Percentage point change.

Employment growth, annual



Unemployment rate



Key data

Employment (annual change)..... ↑ 6.7%
 Unemployment rate 4.9%
 Unemployment rate (annual change) ↓ 1.2 ppt
 Participation rate..... 67.4%

ppt = percentage point

Main findings

Note: Due to the high standard errors associated with regional labour force direct survey estimates, the ABS and QGSO recommend using 12-month averages to reduce the volatility of the underlying original data.

All data in this brief are based on 12-month moving averages of direct survey estimates.

- The number of employed persons in Logan - Beaudesert SA4 in May 2024 was 200,000 persons, an increase of 12,600 employed persons, or 6.7% over the year (Figure 1).
- The unemployment rate in Logan - Beaudesert SA4 in May 2024 was 4.9 per cent, a decrease of 1.2 percentage points over the year. The unemployment rate for this area was the third-highest of all 19 SA4s within Queensland (Figure 2).
- The participation rate in Logan - Beaudesert SA4 in May 2024 was 67.4 per cent, an increase of 0.6 percentage point over the year (Table 1).

SA4 = Statistical Area Level 4 (ASGS 2016 edition)

Notes (refer to website for more detailed notes):

Data for Queensland as a whole are provided for reference purposes only.

The labour force statistics presented in this brief are on a sample basis and will include a sampling error.

Totals may differ due to rounding. Figures are rounded to nearest 100 persons. Calculations are based on pre-rounded figures.

Figure 1 Annual change in employment, Logan - Beaudesert SA4

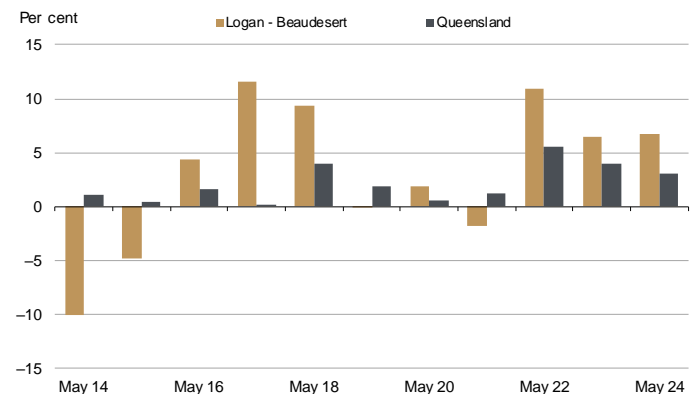


Figure 2 Unemployment rate by SA4, May 2024

