

Regional labour force – Mackay - Isaac - Whitsunday SA4, May 24

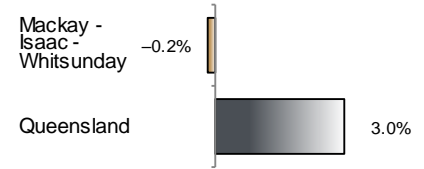
Source: ABS, *Labour force, Australia, detailed*, released 20 June 2024, 11:30 am (AEST)

Table 1 Labour force status, Mackay - Isaac - Whitsunday SA4

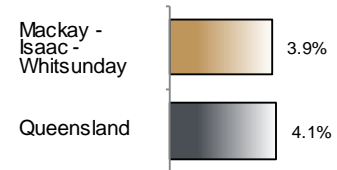
	Year ending			Annual change	
	May 23	Apr 24	May 24	persons	%
	— persons —			persons	%
Total employed	105,300	104,700	105,100	-200	-0.2
Total unemployed	2,900	4,500	4,200	1,300	46.3
Total labour force	108,200	109,300	109,300	1,100	1.0
Not in the labour force	43,200	46,000	46,300	3,100	7.2
Total persons 15+	151,400	155,300	155,600	4,200	2.8
Participation rate (%)	71.5	70.4	70.2	..	-1.2 (a)
Unemployment rate (%)	2.7	4.2	3.9	..	1.2 (a)

(a) Percentage point change.

Employment growth, annual



Unemployment rate



Key data

Employment (annual change)..... ↓ 0.2%
 Unemployment rate 3.9%
 Unemployment rate (annual change) ↑ 1.2 ppt
 Participation rate..... 70.2%

ppt = percentage point

Main findings

Note: Due to the high standard errors associated with regional labour force direct survey estimates, the ABS and QGSO recommend using 12-month averages to reduce the volatility of the underlying original data.

All data in this brief are based on 12-month moving averages of direct survey estimates.

- The number of employed persons in Mackay - Isaac - Whitsunday SA4 in May 2024 was 105,100 persons, a decrease of 200 employed persons, or 0.2% over the year (Figure 1).
- The unemployment rate in Mackay - Isaac - Whitsunday SA4 in May 2024 was 3.9 per cent, an increase of 1.2 percentage points over the year. The unemployment rate for this area was the eighth-lowest of all 19 SA4s within Queensland (Figure 2).
- The participation rate in Mackay - Isaac - Whitsunday SA4 in May 2024 was 70.2 per cent, a decrease of 1.2 percentage points over the year (Table 1).

SA4 = Statistical Area Level 4 (ASGS 2016 edition)

Notes (refer to website for more detailed notes):

Data for Queensland as a whole are provided for reference purposes only.

The labour force statistics presented in this brief are on a sample basis and will include a sampling error.

Totals may differ due to rounding. Figures are rounded to nearest 100 persons. Calculations are based on pre-rounded figures.

Figure 1 Annual change in employment, Mackay - Isaac - Whitsunday SA4

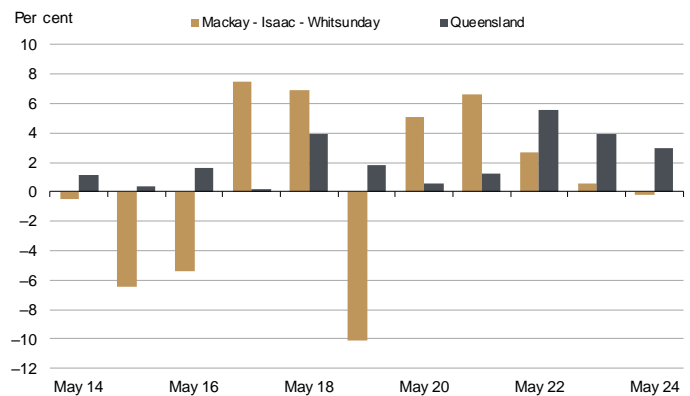


Figure 2 Unemployment rate by SA4, May 2024

