

Regional labour force – Wide Bay SA4, May 24

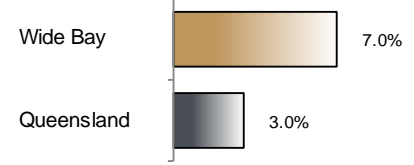
Source: ABS, *Labour force, Australia, detailed*, released 20 June 2024, 11:30 am (AEST)

Table 1 Labour force status, Wide Bay SA4

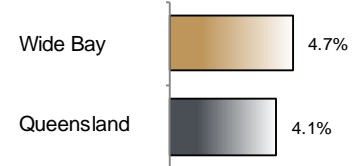
	Year ending			Annual change	
	May 23	Apr 24	May 24	persons	%
	— persons —				
Total employed	130,900	139,600	140,100	9,100	7.0
Total unemployed	7,000	7,000	7,000	0	-0.7
Total labour force	138,000	146,700	147,000	9,100	6.6
Not in the labour force	132,000	131,300	131,700	-300	-0.2
Total persons 15+	270,000	278,000	278,700	8,800	3.2
Participation rate (%)	51.1	52.8	52.8	..	1.7 (a)
Unemployment rate (%)	5.1	4.8	4.7	..	-0.3 (a)

(a) Percentage point change.

Employment growth, annual



Unemployment rate



Key data

Employment (annual change)..... ↑ 7.0%
 Unemployment rate 4.7%
 Unemployment rate (annual change) ↓ 0.3 ppt
 Participation rate..... 52.8%

ppt = percentage point

Main findings

Note: Due to the high standard errors associated with regional labour force direct survey estimates, the ABS and QGSO recommend using 12-month averages to reduce the volatility of the underlying original data.

All data in this brief are based on 12-month moving averages of direct survey estimates.

- The number of employed persons in Wide Bay SA4 in May 2024 was 140,100 persons, an increase of 9,100 employed persons, or 7.0% over the year (Figure 1).
- The unemployment rate in Wide Bay SA4 in May 2024 was 4.7 per cent, a decrease of 0.3 percentage point over the year. The unemployment rate for this area was the fourth-highest of all 19 SA4s within Queensland (Figure 2).
- The participation rate in Wide Bay SA4 in May 2024 was 52.8 per cent, an increase of 1.7 percentage points over the year (Table 1).

SA4 = Statistical Area Level 4 (ASGS 2016 edition)

Notes (refer to website for more detailed notes):

Data for Queensland as a whole are provided for reference purposes only.

The labour force statistics presented in this brief are on a sample basis and will include a sampling error.

Totals may differ due to rounding. Figures are rounded to nearest 100 persons. Calculations are based on pre-rounded figures.

Figure 1 Annual change in employment, Wide Bay SA4

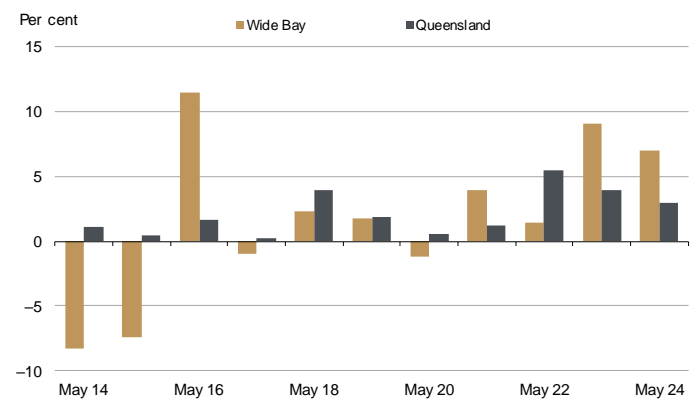


Figure 2 Unemployment rate by SA4, May 2024

