

Regional labour force – Logan - Beaudesert SA4, Jun 24

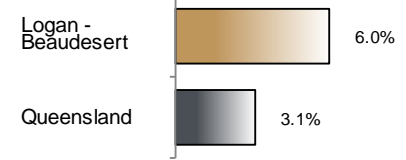
Source: ABS, *Labour force, Australia, detailed*, released 25 July 2024, 11:30 am (AEST)

Table 1 Labour force status, Logan - Beaudesert SA4

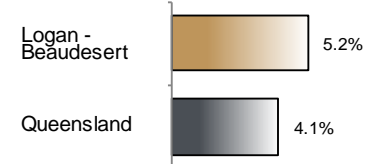
	Year ending			Annual change	
	Jun 23	May 24	Jun 24	persons	%
	— persons —			persons	%
Total employed	189,100	200,000	200,400	11,300	6.0
Total unemployed	11,600	10,300	11,100	-600	-4.8
Total labour force	200,700	210,300	211,500	10,700	5.4
Not in the labour force	99,100	101,600	101,500	2,500	2.5
Total persons 15+	299,800	311,900	313,000	13,200	4.4
Participation rate (%)	67.0	67.4	67.6	..	0.6 (a)
Unemployment rate (%)	5.8	4.9	5.2	..	-0.6 (a)

(a) Percentage point change.

Employment growth, annual



Unemployment rate



Key data

Employment (annual change)..... ↑ 6.0%
 Unemployment rate 5.2%
 Unemployment rate (annual change) ↓ 0.6 ppt
 Participation rate..... 67.6%

ppt = percentage point

Main findings

Note: Due to the high standard errors associated with regional labour force direct survey estimates, the ABS and QGSO recommend using 12-month averages to reduce the volatility of the underlying original data.

All data in this brief are based on 12-month moving averages of direct survey estimates.

- The number of employed persons in Logan - Beaudesert SA4 in June 2024 was 200,400 persons, an increase of 11,300 employed persons, or 6.0% over the year (Figure 1).
- The unemployment rate in Logan - Beaudesert SA4 in June 2024 was 5.2 per cent, a decrease of 0.6 percentage point over the year. The unemployment rate for this area was the second-highest of all 19 SA4s within Queensland (Figure 2).
- The participation rate in Logan - Beaudesert SA4 in June 2024 was 67.6 per cent, an increase of 0.6 percentage point over the year (Table 1).

SA4 = Statistical Area Level 4 (ASGS 2016 edition)

Notes (refer to website for more detailed notes):

Data for Queensland as a whole are provided for reference purposes only.

The labour force statistics presented in this brief are on a sample basis and will include a sampling error.

Totals may differ due to rounding. Figures are rounded to nearest 100 persons. Calculations are based on pre-rounded figures.

Figure 1 Annual change in employment, Logan - Beaudesert SA4

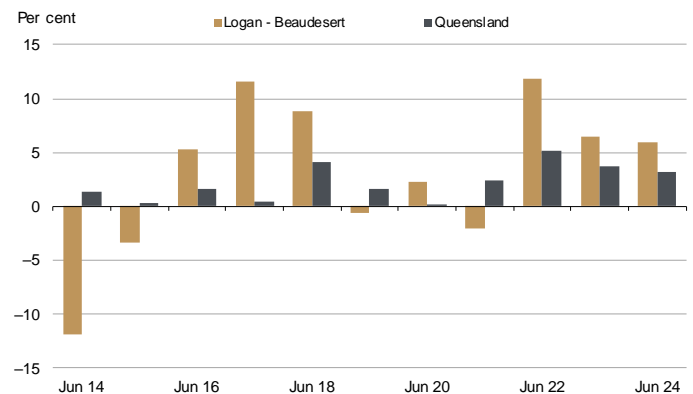


Figure 2 Unemployment rate by SA4, June 2024

