

# Regional labour force – Mackay - Isaac - Whitsunday SA4, Jun 24

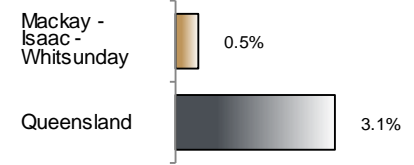
Source: ABS, *Labour force, Australia, detailed*, released 25 July 2024, 11:30 am (AEST)

**Table 1 Labour force status, Mackay - Isaac - Whitsunday SA4**

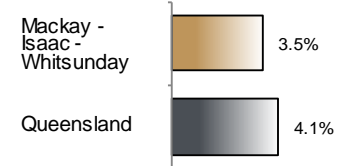
	Year ending			Annual change	
	Jun 23	May 24	Jun 24	persons	%
	— persons —			persons	%
Total employed	104,700	105,100	105,200	500	0.5
Total unemployed	3,100	4,200	3,800	700	21.8
Total labour force	107,900	109,300	109,000	1,200	1.1
Not in the labour force	43,900	46,300	46,900	3,100	7.0
Total persons 15+	151,700	155,600	156,000	4,200	2.8
Participation rate (%)	71.1	70.2	69.9	..	-1.2 (a)
Unemployment rate (%)	2.9	3.9	3.5	..	0.6 (a)

(a) Percentage point change.

**Employment growth, annual**



**Unemployment rate**



## Key data

Employment (annual change)..... ↑ 0.5%  
 Unemployment rate ..... 3.5%  
 Unemployment rate (annual change) ..... ↑ 0.6 ppt  
 Participation rate..... 69.9%

ppt = percentage point

## Main findings

Note: Due to the high standard errors associated with regional labour force direct survey estimates, the ABS and QGSO recommend using 12-month averages to reduce the volatility of the underlying original data.

All data in this brief are based on 12-month moving averages of direct survey estimates.

- The number of employed persons in Mackay - Isaac - Whitsunday SA4 in June 2024 was 105,200 persons, an increase of 500 employed persons, or 0.5% over the year (Figure 1).
- The unemployment rate in Mackay - Isaac - Whitsunday SA4 in June 2024 was 3.5 per cent, an increase of 0.6 percentage point over the year. The unemployment rate for this area was the sixth-lowest of all 19 SA4s within Queensland (Figure 2).
- The participation rate in Mackay - Isaac - Whitsunday SA4 in June 2024 was 69.9 per cent, a decrease of 1.2 percentage points over the year (Table 1).

SA4 = Statistical Area Level 4 (ASGS 2016 edition)

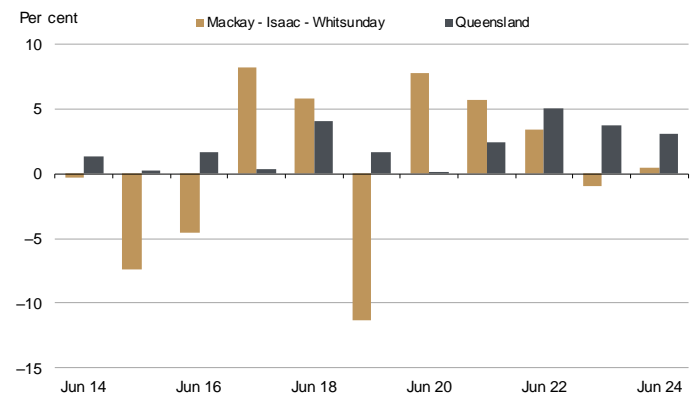
Notes (refer to website for more detailed notes):

Data for Queensland as a whole are provided for reference purposes only.

The labour force statistics presented in this brief are on a sample basis and will include a sampling error.

Totals may differ due to rounding. Figures are rounded to nearest 100 persons. Calculations are based on pre-rounded figures.

**Figure 1 Annual change in employment, Mackay - Isaac - Whitsunday SA4**



**Figure 2 Unemployment rate by SA4, June 2024**

