

Regional labour force – Moreton Bay - South SA4, Jun 24

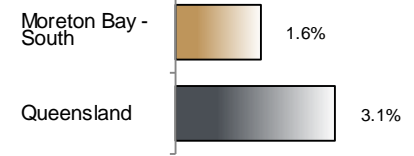
Source: ABS, *Labour force, Australia, detailed*, released 25 July 2024, 11:30 am (AEST)

Table 1 Labour force status, Moreton Bay - South SA4

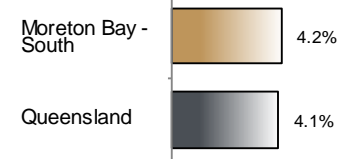
	Year ending			Annual change	
	Jun 23	May 24	Jun 24	persons	%
	— persons —				
Total employed	127,300	128,800	129,400	2,100	1.6
Total unemployed	4,100	5,400	5,600	1,500	37.5
Total labour force	131,400	134,200	135,100	3,600	2.8
Not in the labour force	47,600	50,700	50,400	2,800	5.9
Total persons 15+	179,100	185,000	185,500	6,400	3.6
Participation rate (%)	73.4	72.6	72.8	..	-0.6 (a)
Unemployment rate (%)	3.1	4.0	4.2	..	1.1 (a)

(a) Percentage point change.

Employment growth, annual



Unemployment rate



Key data

Employment (annual change)..... ↑ 1.6%
 Unemployment rate 4.2%
 Unemployment rate (annual change) ↑ 1.1 ppt
 Participation rate..... 72.8%

ppt = percentage point

Main findings

Note: Due to the high standard errors associated with regional labour force direct survey estimates, the ABS and QGSO recommend using 12-month averages to reduce the volatility of the underlying original data.

All data in this brief are based on 12-month moving averages of direct survey estimates.

- The number of employed persons in Moreton Bay - South SA4 in June 2024 was 129,400 persons, an increase of 2,100 employed persons, or 1.6% over the year (Figure 1).
- The unemployment rate in Moreton Bay - South SA4 in June 2024 was 4.2 per cent, an increase of 1.1 percentage points over the year. The unemployment rate for this area was the ninth-highest of all 19 SA4s within Queensland (Figure 2).
- The participation rate in Moreton Bay - South SA4 in June 2024 was 72.8 per cent, a decrease of 0.6 percentage point over the year (Table 1).

SA4 = Statistical Area Level 4 (ASGS 2016 edition)

Notes (refer to website for more detailed notes):

Data for Queensland as a whole are provided for reference purposes only.

The labour force statistics presented in this brief are on a sample basis and will include a sampling error.

Totals may differ due to rounding. Figures are rounded to nearest 100 persons. Calculations are based on pre-rounded figures.

Figure 1 Annual change in employment, Moreton Bay - South SA4

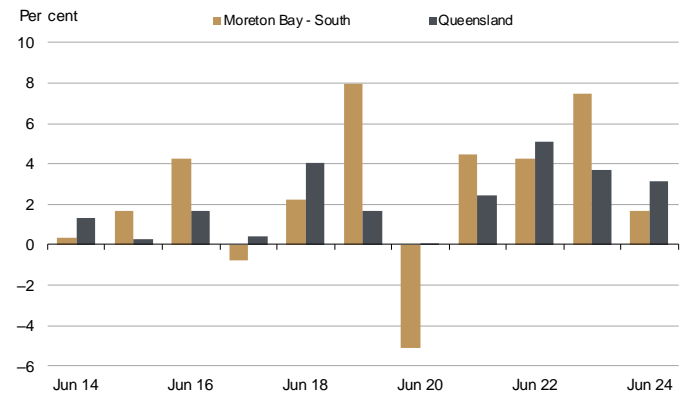


Figure 2 Unemployment rate by SA4, June 2024

