

Regional labour force – Queensland - Outback SA4, Jun 24

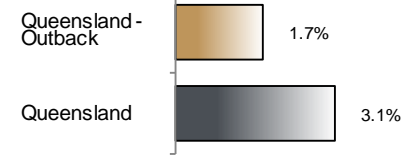
Source: ABS, *Labour force, Australia, detailed*, released 25 July 2024, 11:30 am (AEST)

Table 1 Labour force status, Queensland - Outback SA4

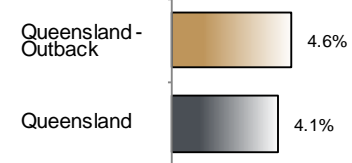
	Year ending			Annual change	
	Jun 23	May 24	Jun 24	persons	%
	— persons —			persons	%
Total employed	40,800	41,500	41,500	700	1.7
Total unemployed	1,800	2,000	2,000	200	11.3
Total labour force	42,600	43,500	43,500	900	2.1
Not in the labour force	21,200	21,100	21,200	-100	-0.3
Total persons 15+	63,800	64,500	64,600	800	1.3
Participation rate (%)	66.7	67.3	67.3	..	0.5 (a)
Unemployment rate (%)	4.2	4.5	4.6	..	0.4 (a)

(a) Percentage point change.

Employment growth, annual



Unemployment rate



Key data

Employment (annual change)..... ↑ 1.7%
 Unemployment rate 4.6%
 Unemployment rate (annual change) ↑ 0.4 ppt
 Participation rate..... 67.3%

ppt = percentage point

Main findings

Note: Due to the high standard errors associated with regional labour force direct survey estimates, the ABS and QGSO recommend using 12-month averages to reduce the volatility of the underlying original data.

All data in this brief are based on 12-month moving averages of direct survey estimates.

- The number of employed persons in Queensland - Outback SA4 in June 2024 was 41,500 persons, an increase of 700 employed persons, or 1.7% over the year (Figure 1).
- The unemployment rate in Queensland - Outback SA4 in June 2024 was 4.6 per cent, an increase of 0.4 percentage point over the year. The unemployment rate for this area was the fifth-highest of all 19 SA4s within Queensland (Figure 2).
- The participation rate in Queensland - Outback SA4 in June 2024 was 67.3 per cent, an increase of 0.5 percentage point over the year (Table 1).

SA4 = Statistical Area Level 4 (ASGS 2016 edition)

Notes (refer to website for more detailed notes):

Data for Queensland as a whole are provided for reference purposes only.

The labour force statistics presented in this brief are on a sample basis and will include a sampling error.

Totals may differ due to rounding. Figures are rounded to nearest 100 persons. Calculations are based on pre-rounded figures.

Figure 1 Annual change in employment, Queensland - Outback SA4

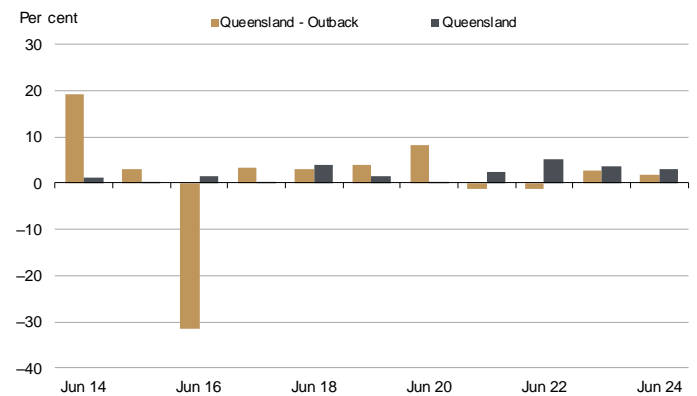


Figure 2 Unemployment rate by SA4, June 2024

