

Regional labour force – Toowoomba SA4, Jun 24

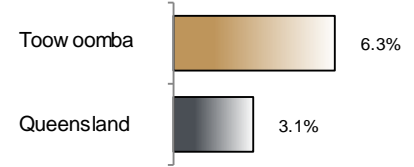
Source: ABS, *Labour force, Australia, detailed*, released 25 July 2024, 11:30 am (AEST)

Table 1 Labour force status, Toowoomba SA4

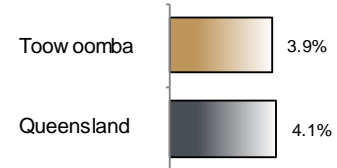
	Year ending			Annual change	
	Jun 23	May 24	Jun 24	persons	%
	— persons —				
Total employed	77,500	80,900	82,300	4,900	6.3
Total unemployed	3,800	3,200	3,300	-500	-14.3
Total labour force	81,300	84,100	85,600	4,300	5.3
Not in the labour force	54,600	55,800	54,600	0	-0.1
Total persons 15+	135,900	139,800	140,200	4,300	3.1
Participation rate (%)	59.8	60.1	61.1	..	1.2 (a)
Unemployment rate (%)	4.7	3.8	3.9	..	-0.9 (a)

(a) Percentage point change.

Employment growth, annual



Unemployment rate



Key data

Employment (annual change)..... ↑ 6.3%
 Unemployment rate 3.9%
 Unemployment rate (annual change) ↓ 0.9 ppt
 Participation rate..... 61.1%

ppt = percentage point

Main findings

Note: Due to the high standard errors associated with regional labour force direct survey estimates, the ABS and QGSO recommend using 12-month averages to reduce the volatility of the underlying original data.

All data in this brief are based on 12-month moving averages of direct survey estimates.

- The number of employed persons in Toowoomba SA4 in June 2024 was 82,300 persons, an increase of 4,900 employed persons, or 6.3% over the year (Figure 1).
- The unemployment rate in Toowoomba SA4 in June 2024 was 3.9 per cent, a decrease of 0.9 percentage point over the year. The unemployment rate for this area was the eighth-lowest of all 19 SA4s within Queensland (Figure 2).
- The participation rate in Toowoomba SA4 in June 2024 was 61.1 per cent, an increase of 1.2 percentage points over the year (Table 1).

SA4 = Statistical Area Level 4 (ASGS 2016 edition)

Notes (refer to website for more detailed notes):

Data for Queensland as a whole are provided for reference purposes only.

The labour force statistics presented in this brief are on a sample basis and will include a sampling error.

Totals may differ due to rounding. Figures are rounded to nearest 100 persons. Calculations are based on pre-rounded figures.

Figure 1 Annual change in employment, Toowoomba SA4

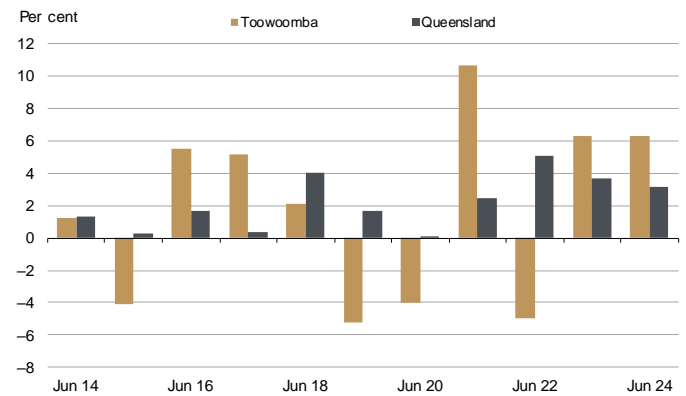


Figure 2 Unemployment rate by SA4, June 2024

