

# Regional labour force – Logan - Beaudesert SA4, Jul 24

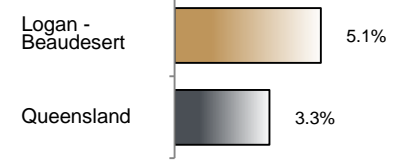
Source: ABS, *Labour force, Australia, detailed*, released 22 August 2024, 11:30 am (AEST)

**Table 1 Labour force status, Logan - Beaudesert SA4**

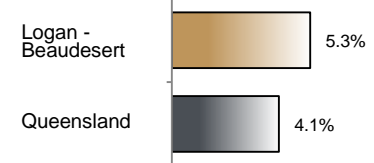
	Year ending			Annual change	
	Jul 23	Jun 24	Jul 24	persons	%
	— persons —			persons	%
Total employed	191,100	200,400	200,800	9,700	5.1
Total unemployed	11,300	11,100	11,300	100	0.7
Total labour force	202,300	211,500	212,100	9,800	4.8
Not in the labour force	98,600	101,500	102,000	3,400	3.5
Total persons 15+	300,900	313,000	314,100	13,200	4.4
Participation rate (%)	67.2	67.6	67.5	..	0.3 (a)
Unemployment rate (%)	5.6	5.2	5.3	..	-0.2 (a)

(a) Percentage point change.

**Employment growth, annual**



**Unemployment rate**



## Key data

Employment (annual change)..... ↑ 5.1%  
 Unemployment rate ..... 5.3%  
 Unemployment rate (annual change) ..... ↓ 0.2 ppt  
 Participation rate..... 67.5%

ppt = percentage point

## Main findings

Note: Due to the high standard errors associated with regional labour force direct survey estimates, the ABS and QGSO recommend using 12-month averages to reduce the volatility of the underlying original data.

All data in this brief are based on 12-month moving averages of direct survey estimates.

- The number of employed persons in Logan - Beaudesert SA4 in July 2024 was 200,800 persons, an increase of 9,700 employed persons, or 5.1% over the year (Figure 1).
- The unemployment rate in Logan - Beaudesert SA4 in July 2024 was 5.3 per cent, a decrease of 0.2 percentage point over the year. The unemployment rate for this area was the second-highest of all 19 SA4s within Queensland (Figure 2).
- The participation rate in Logan - Beaudesert SA4 in July 2024 was 67.5 per cent, an increase of 0.3 percentage point over the year (Table 1).

SA4 = Statistical Area Level 4 (ASGS 2016 edition)

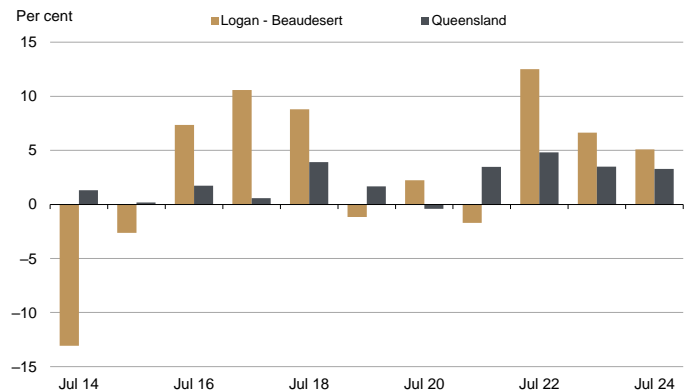
Notes (refer to website for more detailed notes):

Data for Queensland as a whole are provided for reference purposes only.

The labour force statistics presented in this brief are on a sample basis and will include a sampling error.

Totals may differ due to rounding. Figures are rounded to nearest 100 persons. Calculations are based on pre-rounded figures.

**Figure 1 Annual change in employment, Logan - Beaudesert SA4**



**Figure 2 Unemployment rate by SA4, July 2024**

