

Regional labour force – Mackay - Isaac - Whitsunday SA4, Jul 24

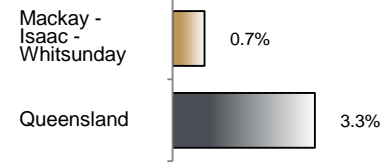
Source: ABS, *Labour force, Australia, detailed*, released 22 August 2024, 11:30 am (AEST)

Table 1 Labour force status, Mackay - Isaac - Whitsunday SA4

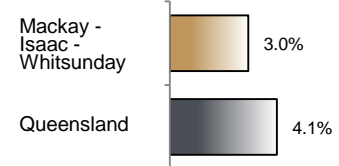
	Year ending			Annual change	
	Jul 23	Jun 24	Jul 24	persons	%
	— persons —			persons	%
Total employed	104,100	105,200	104,900	800	0.7
Total unemployed	3,500	3,800	3,300	-200	-5.7
Total labour force	107,600	109,000	108,200	600	0.5
Not in the labour force	44,400	46,900	48,100	3,700	8.2
Total persons 15+	152,100	156,000	156,300	4,200	2.8
Participation rate (%)	70.8	69.9	69.2	..	-1.5 (a)
Unemployment rate (%)	3.2	3.5	3.0	..	-0.2 (a)

(a) Percentage point change.

Employment growth, annual



Unemployment rate



Key data

Employment (annual change)..... ↑ 0.7%
 Unemployment rate 3.0%
 Unemployment rate (annual change) ↓ 0.2 ppt
 Participation rate..... 69.2%

ppt = percentage point

Main findings

Note: Due to the high standard errors associated with regional labour force direct survey estimates, the ABS and QGSO recommend using 12-month averages to reduce the volatility of the underlying original data.

All data in this brief are based on 12-month moving averages of direct survey estimates.

- The number of employed persons in Mackay - Isaac - Whitsunday SA4 in July 2024 was 104,900 persons, an increase of 800 employed persons, or 0.7% over the year (Figure 1).
- The unemployment rate in Mackay - Isaac - Whitsunday SA4 in July 2024 was 3.0 per cent, a decrease of 0.2 percentage point over the year. The unemployment rate for this area was the second-lowest of all 19 SA4s within Queensland (Figure 2).
- The participation rate in Mackay - Isaac - Whitsunday SA4 in July 2024 was 69.2 per cent, a decrease of 1.5 percentage points over the year (Table 1).

SA4 = Statistical Area Level 4 (ASGS 2016 edition)

Notes (refer to website for more detailed notes):

Data for Queensland as a whole are provided for reference purposes only.

The labour force statistics presented in this brief are on a sample basis and will include a sampling error.

Totals may differ due to rounding. Figures are rounded to nearest 100 persons. Calculations are based on pre-rounded figures.

Figure 1 Annual change in employment, Mackay - Isaac - Whitsunday SA4

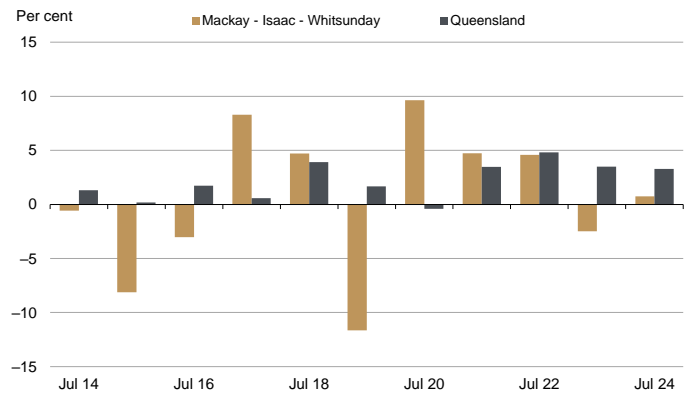


Figure 2 Unemployment rate by SA4, July 2024

