

Regional labour force – Central Queensland SA4, Aug 24

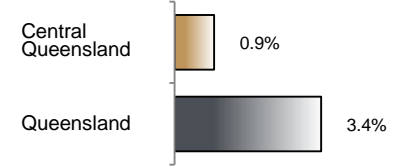
Source: ABS, *Labour force, Australia, detailed*, released 26 September 2024, 11:30 am (AEST)

Table 1 Labour force status, Central Queensland SA4

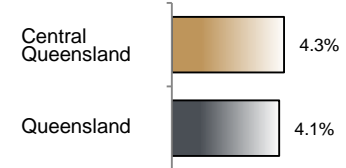
	Year ending			Annual change	
	Aug 23	Jul 24	Aug 24	persons	%
	— persons —			persons	%
Total employed	126,300	126,700	127,400	1,200	0.9
Total unemployed	6,100	5,700	5,700	-300	-5.7
Total labour force	132,300	132,400	133,200	800	0.6
Not in the labour force	55,500	59,000	58,500	3,000	5.5
Total persons 15+	187,800	191,400	191,700	3,800	2.0
Participation rate (%)	70.5	69.2	69.5	..	-1.0 (a)
Unemployment rate (%)	4.6	4.3	4.3	..	-0.3 (a)

(a) Percentage point change.

Employment growth, annual



Unemployment rate



Key data

Employment (annual change)..... ↑ 0.9%
 Unemployment rate 4.3%
 Unemployment rate (annual change) ↓ 0.3 ppt
 Participation rate..... 69.5%

ppt = percentage point

Main findings

Note: Due to the high standard errors associated with regional labour force direct survey estimates, the ABS and QGSO recommend using 12-month averages to reduce the volatility of the underlying original data.

All data in this brief are based on 12-month moving averages of direct survey estimates.

- The number of employed persons in Central Queensland SA4 in August 2024 was 127,400 persons, an increase of 1,200 employed persons, or 0.9% over the year (Figure 1).
- The unemployment rate in Central Queensland SA4 in August 2024 was 4.3 per cent, a decrease of 0.3 percentage point over the year. The unemployment rate for this area was the eighth-highest of all 19 SA4s within Queensland (Figure 2).
- The participation rate in Central Queensland SA4 in August 2024 was 69.5 per cent, a decrease of 1.0 percentage point over the year (Table 1).

SA4 = Statistical Area Level 4 (ASGS 2016 edition)

Notes (refer to website for more detailed notes):

Data for Queensland as a whole are provided for reference purposes only.

The labour force statistics presented in this brief are on a sample basis and will include a sampling error.

Totals may differ due to rounding. Figures are rounded to nearest 100 persons. Calculations are based on pre-rounded figures.

Figure 1 Annual change in employment, Central Queensland SA4

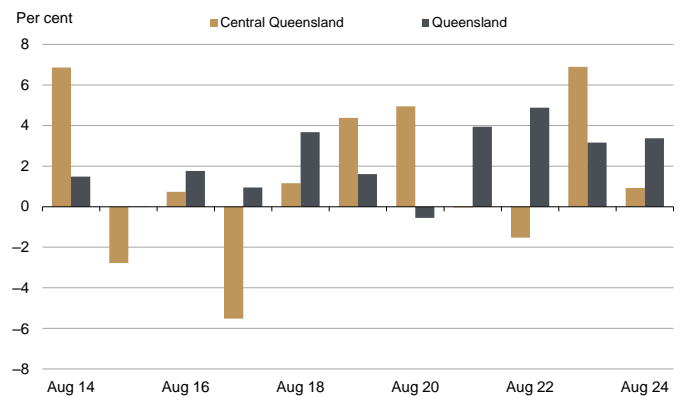


Figure 2 Unemployment rate by SA4, August 2024

