

Regional labour force – Mackay - Isaac - Whitsunday SA4, Aug 24

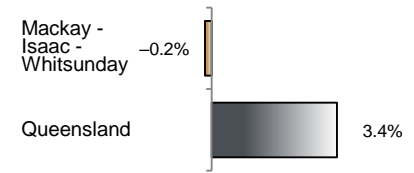
Source: ABS, *Labour force, Australia, detailed*, released 26 September 2024, 11:30 am (AEST)

Table 1 Labour force status, Mackay - Isaac - Whitsunday SA4

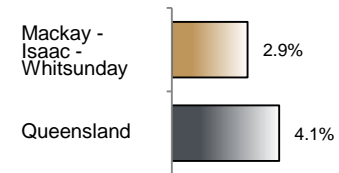
	Year ending			Annual change	
	Aug 23	Jul 24	Aug 24	persons	%
	— persons —			persons	%
Total employed	103,700	103,900	103,500	-200	-0.2
Total unemployed	3,600	3,300	3,000	-600	-16.2
Total labour force	107,400	107,200	106,600	-800	-0.7
Not in the labour force	44,500	47,700	48,500	4,000	9.0
Total persons 15+	151,900	154,900	155,100	3,200	2.1
Participation rate (%)	70.7	69.2	68.7	..	-2.0 (a)
Unemployment rate (%)	3.4	3.0	2.9	..	-0.5 (a)

(a) Percentage point change.

Employment growth, annual



Unemployment rate



Key data

Employment (annual change)..... ↓ 0.2%
 Unemployment rate 2.9%
 Unemployment rate (annual change) ↓ 0.5 ppt
 Participation rate 68.7%

ppt = percentage point

Main findings

Note: Due to the high standard errors associated with regional labour force direct survey estimates, the ABS and QGSO recommend using 12-month averages to reduce the volatility of the underlying original data.

All data in this brief are based on 12-month moving averages of direct survey estimates.

- The number of employed persons in Mackay - Isaac - Whitsunday SA4 in August 2024 was 103,500 persons, a decrease of 200 employed persons, or 0.2% over the year (Figure 1).
- The unemployment rate in Mackay - Isaac - Whitsunday SA4 in August 2024 was 2.9 per cent, a decrease of 0.5 percentage point over the year. The unemployment rate for this area was the second-lowest of all 19 SA4s within Queensland (Figure 2).
- The participation rate in Mackay - Isaac - Whitsunday SA4 in August 2024 was 68.7 per cent, a decrease of 2.0 percentage points over the year (Table 1).

SA4 = Statistical Area Level 4 (ASGS 2016 edition)

Notes (refer to website for more detailed notes):

Data for Queensland as a whole are provided for reference purposes only.

The labour force statistics presented in this brief are on a sample basis and will include a sampling error.

Totals may differ due to rounding. Figures are rounded to nearest 100 persons. Calculations are based on pre-rounded figures.

Figure 1 Annual change in employment, Mackay - Isaac - Whitsunday SA4

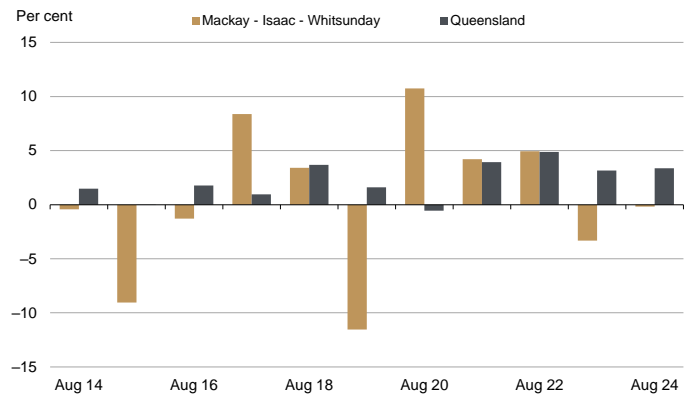


Figure 2 Unemployment rate by SA4, August 2024

