

# Regional labour force – Wide Bay SA4, Aug 24

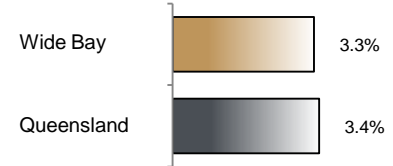
Source: ABS, *Labour force, Australia, detailed*, released 26 September 2024, 11:30 am (AEST)

**Table 1 Labour force status, Wide Bay SA4**

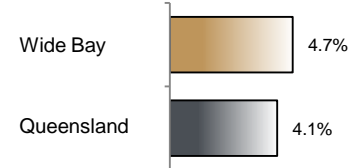
	Year ending			Annual change	
	Aug 23	Jul 24	Aug 24	persons	%
	— persons —				
Total employed	133,600	138,400	138,000	4,400	3.3
Total unemployed	7,300	6,700	6,800	-500	-6.7
Total labour force	140,900	145,100	144,800	3,900	2.8
Not in the labour force	129,900	132,000	132,700	2,800	2.1
Total persons 15+	270,900	277,000	277,600	6,700	2.5
Participation rate (%)	52.0	52.4	52.2	..	0.2 (a)
Unemployment rate (%)	5.2	4.6	4.7	..	-0.5 (a)

(a) Percentage point change.

**Employment growth, annual**



**Unemployment rate**



## Key data

Employment (annual change)..... ↑ 3.3%  
 Unemployment rate ..... 4.7%  
 Unemployment rate (annual change) ..... ↓ 0.5 ppt  
 Participation rate..... 52.2%

ppt = percentage point

## Main findings

Note: Due to the high standard errors associated with regional labour force direct survey estimates, the ABS and QGSO recommend using 12-month averages to reduce the volatility of the underlying original data.

All data in this brief are based on 12-month moving averages of direct survey estimates.

- The number of employed persons in Wide Bay SA4 in August 2024 was 138,000 persons, an increase of 4,400 employed persons, or 3.3% over the year (Figure 1).
- The unemployment rate in Wide Bay SA4 in August 2024 was 4.7 per cent, a decrease of 0.5 percentage point over the year. The unemployment rate for this area was the fifth-highest of all 19 SA4s within Queensland (Figure 2).
- The participation rate in Wide Bay SA4 in August 2024 was 52.2 per cent, an increase of 0.2 percentage point over the year (Table 1).

SA4 = Statistical Area Level 4 (ASGS 2016 edition)

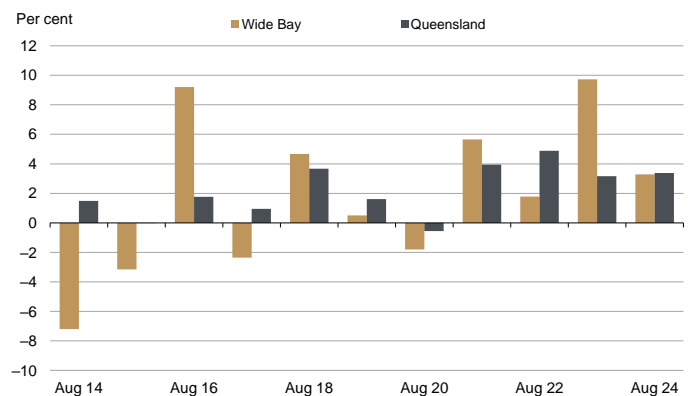
Notes (refer to website for more detailed notes):

Data for Queensland as a whole are provided for reference purposes only.

The labour force statistics presented in this brief are on a sample basis and will include a sampling error.

Totals may differ due to rounding. Figures are rounded to nearest 100 persons. Calculations are based on pre-rounded figures.

**Figure 1 Annual change in employment, Wide Bay SA4**



**Figure 2 Unemployment rate by SA4, August 2024**

