

# Regional labour force – Central Queensland SA4, Sep 24

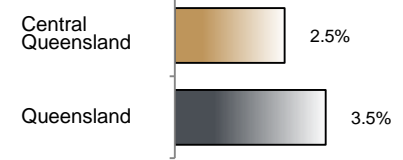
Source: ABS, *Labour force, Australia, detailed*, released 24 October 2024, 10:30 am (AEST)

**Table 1 Labour force status, Central Queensland SA4**

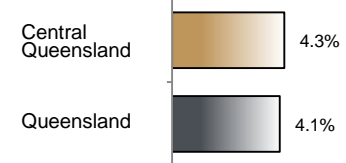
	Year ending			Annual change	
	Sep 23	Aug 24	Sep 24	persons	%
	— persons —			persons	%
Total employed	125,500	127,400	128,700	3,200	2.5
Total unemployed	6,200	5,700	5,800	-400	-5.7
Total labour force	131,700	133,200	134,500	2,800	2.2
Not in the labour force	56,500	58,500	57,400	900	1.7
Total persons 15+	188,200	191,700	192,000	3,800	2.0
Participation rate (%)	70.0	69.5	70.1	..	0.1 (a)
Unemployment rate (%)	4.7	4.3	4.3	..	-0.4 (a)

(a) Percentage point change.

## Employment growth, annual



## Unemployment rate



## Key data

Employment (annual change)..... ↑ 2.5%  
 Unemployment rate ..... 4.3%  
 Unemployment rate (annual change) ..... ↓ 0.4 ppt  
 Participation rate..... 70.1%

ppt = percentage point

## Main findings

Note: Due to the high standard errors associated with regional labour force direct survey estimates, the ABS and QGSO recommend using 12-month averages to reduce the volatility of the underlying original data.

All data in this brief are based on 12-month moving averages of direct survey estimates.

- The number of employed persons in Central Queensland SA4 in September 2024 was 128,700 persons, an increase of 3,200 employed persons, or 2.5% over the year (Figure 1).
- The unemployment rate in Central Queensland SA4 in September 2024 was 4.3 per cent, a decrease of 0.4 percentage point over the year. The unemployment rate for this area was the ninth-highest of all 19 SA4s within Queensland (Figure 2).
- The participation rate in Central Queensland SA4 in September 2024 was 70.1 per cent, an increase of 0.1 percentage point over the year (Table 1).

SA4 = Statistical Area Level 4 (ASGS 2016 edition)

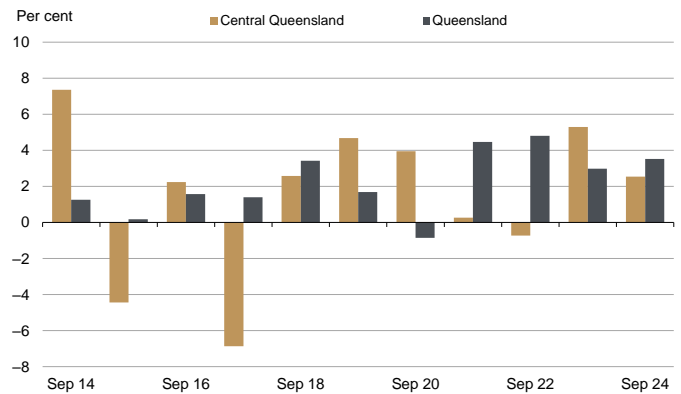
Notes (refer to website for more detailed notes):

Data for Queensland as a whole are provided for reference purposes only.

The labour force statistics presented in this brief are on a sample basis and will include a sampling error.

Totals may differ due to rounding. Figures are rounded to nearest 100 persons. Calculations are based on pre-rounded figures.

**Figure 1 Annual change in employment, Central Queensland SA4**



**Figure 2 Unemployment rate by SA4, September 2024**

