

Regional labour force – Logan - Beaudesert SA4, Sep 24

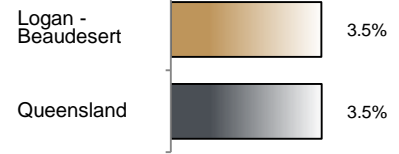
Source: ABS, *Labour force, Australia, detailed*, released 24 October 2024, 10:30 am (AEST)

Table 1 Labour force status, Logan - Beaudesert SA4

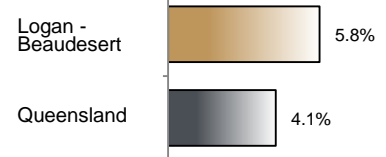
	Year ending			Annual change	
	Sep 23	Aug 24	Sep 24	persons	%
	— persons —			persons	%
Total employed	195,000	201,300	201,800	6,800	3.5
Total unemployed	10,000	11,900	12,500	2,600	25.6
Total labour force	205,000	213,200	214,400	9,400	4.6
Not in the labour force	98,200	101,800	101,600	3,400	3.5
Total persons 15+	303,200	315,000	316,000	12,800	4.2
Participation rate (%)	67.6	67.7	67.8	..	0.2 (a)
Unemployment rate (%)	4.9	5.6	5.8	..	1.0 (a)

(a) Percentage point change.

Employment growth, annual



Unemployment rate



Key data

Employment (annual change)..... ↑ 3.5%
 Unemployment rate 5.8%
 Unemployment rate (annual change) ↑ 1.0 ppt
 Participation rate..... 67.8%

ppt = percentage point

Main findings

Note: Due to the high standard errors associated with regional labour force direct survey estimates, the ABS and QGSO recommend using 12-month averages to reduce the volatility of the underlying original data.

All data in this brief are based on 12-month moving averages of direct survey estimates.

- The number of employed persons in Logan - Beaudesert SA4 in September 2024 was 201,800 persons, an increase of 6,800 employed persons, or 3.5% over the year (Figure 1).
- The unemployment rate in Logan - Beaudesert SA4 in September 2024 was 5.8 per cent, an increase of 1.0 percentage point over the year. The unemployment rate for this area was the second-highest of all 19 SA4s within Queensland (Figure 2).
- The participation rate in Logan - Beaudesert SA4 in September 2024 was 67.8 per cent, an increase of 0.2 percentage point over the year (Table 1).

SA4 = Statistical Area Level 4 (ASGS 2016 edition)

Notes (refer to website for more detailed notes):

Data for Queensland as a whole are provided for reference purposes only.

The labour force statistics presented in this brief are on a sample basis and will include a sampling error.

Totals may differ due to rounding. Figures are rounded to nearest 100 persons. Calculations are based on pre-rounded figures.

Figure 1 Annual change in employment, Logan - Beaudesert SA4

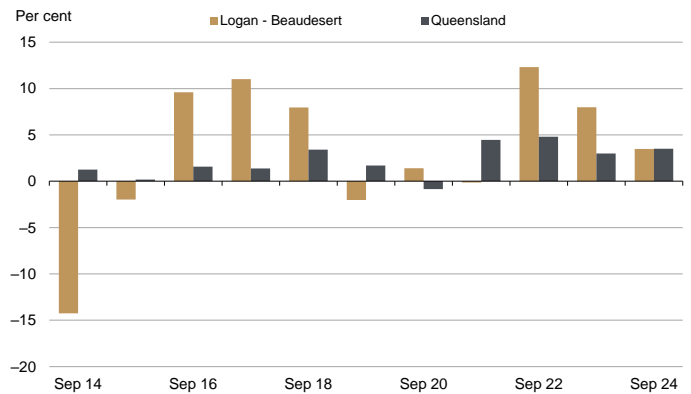


Figure 2 Unemployment rate by SA4, September 2024

