

# Regional labour force – Mackay - Isaac - Whitsunday SA4, Sep 24

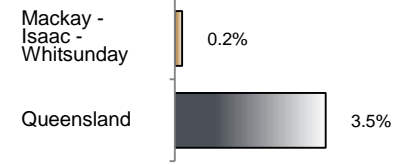
Source: ABS, *Labour force, Australia, detailed*, released 24 October 2024, 10:30 am (AEST)

**Table 1 Labour force status, Mackay - Isaac - Whitsunday SA4**

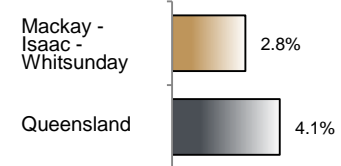
	Year ending			Annual change	
	Sep 23	Aug 24	Sep 24	persons	%
	— persons —			persons	%
Total employed	103,300	103,500	103,500	200	0.2
Total unemployed	3,700	3,000	3,000	-700	-20.1
Total labour force	107,000	106,600	106,400	-600	-0.5
Not in the labour force	45,100	48,500	48,900	3,800	8.3
Total persons 15+	152,200	155,100	155,300	3,200	2.1
Participation rate (%)	70.3	68.7	68.5	..	-1.8 (a)
Unemployment rate (%)	3.5	2.9	2.8	..	-0.7 (a)

(a) Percentage point change.

**Employment growth, annual**



**Unemployment rate**



## Key data

Employment (annual change)..... ↑ 0.2%  
 Unemployment rate ..... 2.8%  
 Unemployment rate (annual change) ..... ↓ 0.7 ppt  
 Participation rate..... 68.5%

ppt = percentage point

## Main findings

Note: Due to the high standard errors associated with regional labour force direct survey estimates, the ABS and QGSO recommend using 12-month averages to reduce the volatility of the underlying original data.

All data in this brief are based on 12-month moving averages of direct survey estimates.

- The number of employed persons in Mackay - Isaac - Whitsunday SA4 in September 2024 was 103,500 persons, an increase of 200 employed persons, or 0.2% over the year (Figure 1).
- The unemployment rate in Mackay - Isaac - Whitsunday SA4 in September 2024 was 2.8 per cent, a decrease of 0.7 percentage point over the year. The unemployment rate for this area was the second-lowest of all 19 SA4s within Queensland (Figure 2).
- The participation rate in Mackay - Isaac - Whitsunday SA4 in September 2024 was 68.5 per cent, a decrease of 1.8 percentage points over the year (Table 1).

SA4 = Statistical Area Level 4 (ASGS 2016 edition)

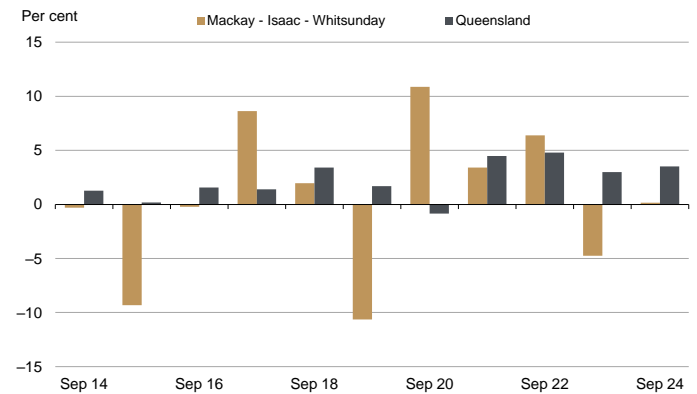
Notes (refer to website for more detailed notes):

Data for Queensland as a whole are provided for reference purposes only.

The labour force statistics presented in this brief are on a sample basis and will include a sampling error.

Totals may differ due to rounding. Figures are rounded to nearest 100 persons. Calculations are based on pre-rounded figures.

**Figure 1 Annual change in employment, Mackay - Isaac - Whitsunday SA4**



**Figure 2 Unemployment rate by SA4, September 2024**

