

Regional labour force – Wide Bay SA4, Sep 24

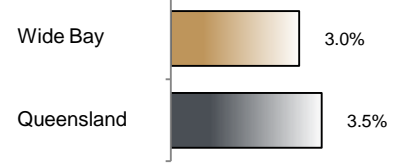
Source: ABS, *Labour force, Australia, detailed*, released 24 October 2024, 10:30 am (AEST)

Table 1 Labour force status, Wide Bay SA4

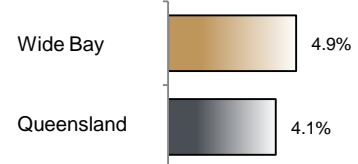
| | Year ending | | | Annual change | |
|-------------------------|-------------|---------|---------|---------------|----------|
| | Sep 23 | Aug 24 | Sep 24 | persons | % |
| | — persons — | | | persons | % |
| Total employed | 134,100 | 138,000 | 138,100 | 4,000 | 3.0 |
| Total unemployed | 7,500 | 6,800 | 7,100 | -400 | -5.8 |
| Total labour force | 141,700 | 144,800 | 145,200 | 3,600 | 2.5 |
| Not in the labour force | 129,800 | 132,700 | 132,900 | 3,000 | 2.3 |
| Total persons 15+ | 271,500 | 277,600 | 278,100 | 6,600 | 2.4 |
| Participation rate (%) | 52.2 | 52.2 | 52.2 | .. | 0.0 (a) |
| Unemployment rate (%) | 5.3 | 4.7 | 4.9 | .. | -0.4 (a) |

(a) Percentage point change.

Employment growth, annual



Unemployment rate



Key data

Employment (annual change)..... ↑ 3.0%
 Unemployment rate 4.9%
 Unemployment rate (annual change) ↓ 0.4 ppt
 Participation rate..... 52.2%

ppt = percentage point

Main findings

Note: Due to the high standard errors associated with regional labour force direct survey estimates, the ABS and QGSO recommend using 12-month averages to reduce the volatility of the underlying original data.

All data in this brief are based on 12-month moving averages of direct survey estimates.

- The number of employed persons in Wide Bay SA4 in September 2024 was 138,100 persons, an increase of 4,000 employed persons, or 3.0% over the year (Figure 1).
- The unemployment rate in Wide Bay SA4 in September 2024 was 4.9 per cent, a decrease of 0.4 percentage point over the year. The unemployment rate for this area was the fifth-highest of all 19 SA4s within Queensland (Figure 2).
- The participation rate in Wide Bay SA4 in September 2024 was 52.2 per cent, unchanged over the year (Table 1).

SA4 = Statistical Area Level 4 (ASGS 2016 edition)

Notes (refer to website for more detailed notes):

Data for Queensland as a whole are provided for reference purposes only.

The labour force statistics presented in this brief are on a sample basis and will include a sampling error.

Totals may differ due to rounding. Figures are rounded to nearest 100 persons. Calculations are based on pre-rounded figures.

Figure 1 Annual change in employment, Wide Bay SA4

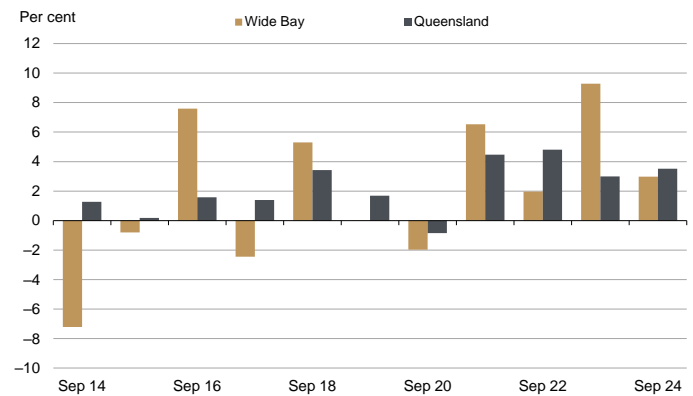


Figure 2 Unemployment rate by SA4, September 2024

