

Regional labour force – Logan - Beaudesert SA4, Oct 24

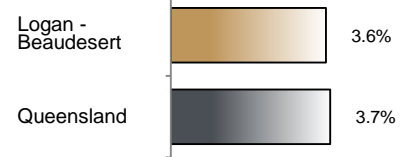
Source: ABS, *Labour force, Australia, detailed*, released 21 November 2024, 10:30 am (AEST)

Table 1 Labour force status, Logan - Beaudesert SA4

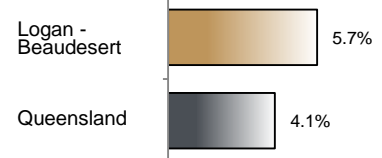
	Year ending			Annual change	
	Oct 23	Sep 24	Oct 24	persons	%
	— persons —			persons	%
Total employed	196,300	201,800	203,300	7,100	3.6
Total unemployed	9,700	12,500	12,200	2,600	26.5
Total labour force	205,900	214,400	215,500	9,600	4.7
Not in the labour force	98,400	101,600	101,500	3,000	3.1
Total persons 15+	304,300	316,000	317,000	12,700	4.2
Participation rate (%)	67.7	67.8	68.0	..	0.3 (a)
Unemployment rate (%)	4.7	5.8	5.7	..	1.0 (a)

(a) Percentage point change.

Employment growth, annual



Unemployment rate



Key data

Employment (annual change)..... ↑ 3.6%
 Unemployment rate 5.7%
 Unemployment rate (annual change) ↑ 1.0 ppt
 Participation rate..... 68.0%

ppt = percentage point

Main findings

Note: Due to the high standard errors associated with regional labour force direct survey estimates, the ABS and QGSO recommend using 12-month averages to reduce the volatility of the underlying original data.

All data in this brief are based on 12-month moving averages of direct survey estimates.

- The number of employed persons in Logan - Beaudesert SA4 in October 2024 was 203,300 persons, an increase of 7,100 employed persons, or 3.6% over the year (Figure 1).
- The unemployment rate in Logan - Beaudesert SA4 in October 2024 was 5.7 per cent, an increase of 1.0 percentage point over the year. The unemployment rate for this area was the second-highest of all 19 SA4s within Queensland (Figure 2).
- The participation rate in Logan - Beaudesert SA4 in October 2024 was 68.0 per cent, an increase of 0.3 percentage point over the year (Table 1).

SA4 = Statistical Area Level 4 (ASGS 2016 edition)

Notes (refer to website for more detailed notes):

Data for Queensland as a whole are provided for reference purposes only.

The labour force statistics presented in this brief are on a sample basis and will include a sampling error.

Totals may differ due to rounding. Figures are rounded to nearest 100 persons. Calculations are based on pre-rounded figures.

Figure 1 Annual change in employment, Logan - Beaudesert SA4

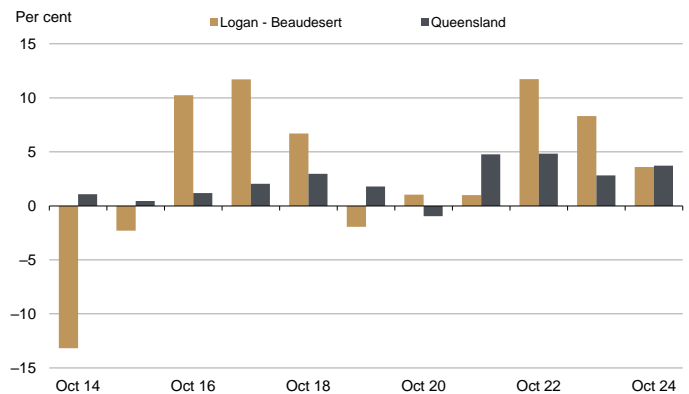


Figure 2 Unemployment rate by SA4, October 2024

