

Regional labour force – Mackay - Isaac - Whitsunday SA4, Oct 24

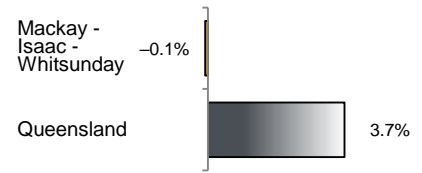
Source: ABS, *Labour force, Australia, detailed*, released 21 November 2024, 10:30 am (AEST)

Table 1 Labour force status, Mackay - Isaac - Whitsunday SA4

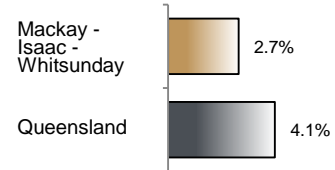
	Year ending			Annual change	
	Oct 23	Sep 24	Oct 24	persons	%
	— persons —			persons	%
Total employed	103,400	103,500	103,300	-100	-0.1
Total unemployed	4,000	3,000	2,800	-1,200	-29.7
Total labour force	107,400	106,400	106,100	-1,300	-1.2
Not in the labour force	45,100	48,900	49,500	4,400	9.8
Total persons 15+	152,400	155,300	155,600	3,100	2.1
Participation rate (%)	70.4	68.5	68.2	..	-2.2 (a)
Unemployment rate (%)	3.7	2.8	2.7	..	-1.1 (a)

(a) Percentage point change.

Employment growth, annual



Unemployment rate



Key data

Employment (annual change)..... ↓ 0.1%
 Unemployment rate 2.7%
 Unemployment rate (annual change) ↓ 1.1 ppt
 Participation rate..... 68.2%

ppt = percentage point

Main findings

Note: Due to the high standard errors associated with regional labour force direct survey estimates, the ABS and QGSO recommend using 12-month averages to reduce the volatility of the underlying original data.

All data in this brief are based on 12-month moving averages of direct survey estimates.

- The number of employed persons in Mackay - Isaac - Whitsunday SA4 in October 2024 was 103,300 persons, a decrease of 100 employed persons, or 0.1% over the year (Figure 1).
- The unemployment rate in Mackay - Isaac - Whitsunday SA4 in October 2024 was 2.7 per cent, a decrease of 1.1 percentage points over the year. The unemployment rate for this area was the second-lowest of all 19 SA4s within Queensland (Figure 2).
- The participation rate in Mackay - Isaac - Whitsunday SA4 in October 2024 was 68.2 per cent, a decrease of 2.2 percentage points over the year (Table 1).

SA4 = Statistical Area Level 4 (ASGS 2016 edition)

Notes (refer to website for more detailed notes):

Data for Queensland as a whole are provided for reference purposes only.

The labour force statistics presented in this brief are on a sample basis and will include a sampling error.

Totals may differ due to rounding. Figures are rounded to nearest 100 persons. Calculations are based on pre-rounded figures.

Figure 1 Annual change in employment, Mackay - Isaac - Whitsunday SA4

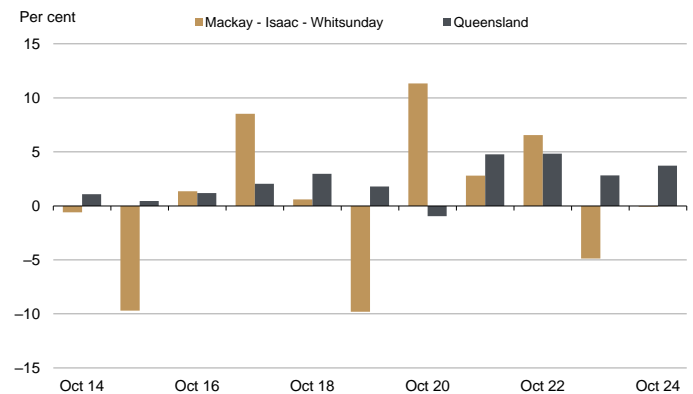


Figure 2 Unemployment rate by SA4, October 2024

