

Regional labour force – Moreton Bay - North SA4, Oct 24

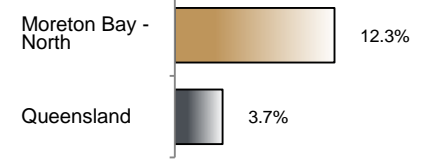
Source: ABS, *Labour force, Australia, detailed*, released 21 November 2024, 10:30 am (AEST)

Table 1 Labour force status, Moreton Bay - North SA4

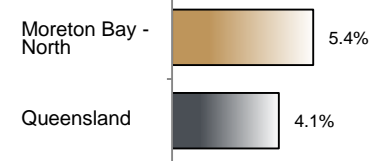
	Year ending			Annual change	
	Oct 23	Sep 24	Oct 24	persons	%
	— persons —				
Total employed	116,000	128,300	130,400	14,300	12.3
Total unemployed	7,300	8,200	7,400	100	1.2
Total labour force	123,400	136,500	137,800	14,400	11.7
Not in the labour force	109,500	103,100	102,400	-7,100	-6.5
Total persons 15+	232,900	239,600	240,200	7,300	3.1
Participation rate (%)	53.0	57.0	57.4	..	4.4 (a)
Unemployment rate (%)	5.9	6.0	5.4	..	-0.6 (a)

(a) Percentage point change.

Employment growth, annual



Unemployment rate



Key data

Employment (annual change)..... ↑ 12.3%
 Unemployment rate 5.4%
 Unemployment rate (annual change) ↓ 0.6 ppt
 Participation rate..... 57.4%

ppt = percentage point

Main findings

Note: Due to the high standard errors associated with regional labour force direct survey estimates, the ABS and QGSO recommend using 12-month averages to reduce the volatility of the underlying original data.

All data in this brief are based on 12-month moving averages of direct survey estimates.

- The number of employed persons in Moreton Bay - North SA4 in October 2024 was 130,400 persons, an increase of 14,300 employed persons, or 12.3% over the year (Figure 1).
- The unemployment rate in Moreton Bay - North SA4 in October 2024 was 5.4 per cent, a decrease of 0.6 percentage point over the year. The unemployment rate for this area was the fourth-highest of all 19 SA4s within Queensland (Figure 2).
- The participation rate in Moreton Bay - North SA4 in October 2024 was 57.4 per cent, an increase of 4.4 percentage points over the year (Table 1).

SA4 = Statistical Area Level 4 (ASGS 2016 edition)

Notes (refer to website for more detailed notes):

Data for Queensland as a whole are provided for reference purposes only.

The labour force statistics presented in this brief are on a sample basis and will include a sampling error.

Totals may differ due to rounding. Figures are rounded to nearest 100 persons. Calculations are based on pre-rounded figures.

Figure 1 Annual change in employment, Moreton Bay - North SA4

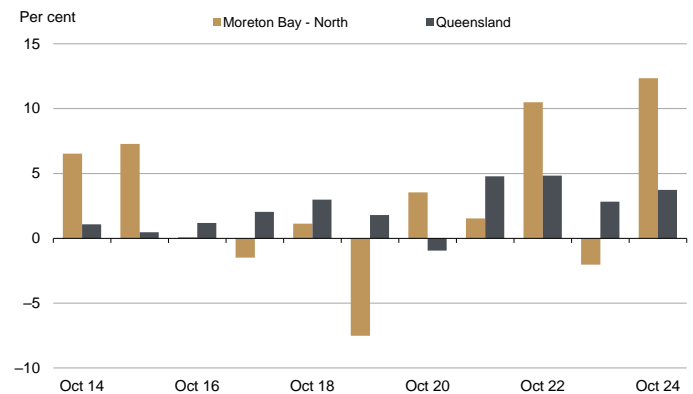


Figure 2 Unemployment rate by SA4, October 2024

