

Regional labour force – Moreton Bay - South SA4, Oct 24

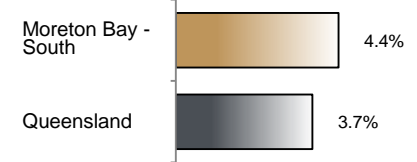
Source: ABS, *Labour force, Australia, detailed*, released 21 November 2024, 10:30 am (AEST)

Table 1 Labour force status, Moreton Bay - South SA4

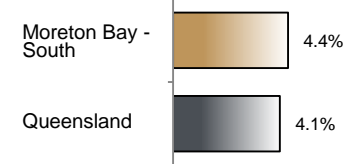
	Year ending			Annual change	
	Oct 23	Sep 24	Oct 24	persons	%
	— persons —			persons	%
Total employed	127,300	131,400	133,000	5,600	4.4
Total unemployed	5,000	6,100	6,200	1,100	22.2
Total labour force	132,400	137,500	139,100	6,700	5.1
Not in the labour force	48,400	48,300	47,100	-1,200	-2.5
Total persons 15+	180,700	185,800	186,200	5,500	3.0
Participation rate (%)	73.2	74.0	74.7	..	1.4 (a)
Unemployment rate (%)	3.8	4.4	4.4	..	0.6 (a)

(a) Percentage point change.

Employment growth, annual



Unemployment rate



Key data

Employment (annual change)..... ↑ 4.4%
 Unemployment rate 4.4%
 Unemployment rate (annual change) ↑ 0.6 ppt
 Participation rate..... 74.7%

ppt = percentage point

Main findings

Note: Due to the high standard errors associated with regional labour force direct survey estimates, the ABS and QGSO recommend using 12-month averages to reduce the volatility of the underlying original data.

All data in this brief are based on 12-month moving averages of direct survey estimates.

- The number of employed persons in Moreton Bay - South SA4 in October 2024 was 133,000 persons, an increase of 5,600 employed persons, or 4.4% over the year (Figure 1).
- The unemployment rate in Moreton Bay - South SA4 in October 2024 was 4.4 per cent, an increase of 0.6 percentage point over the year. The unemployment rate for this area was the eighth-highest of all 19 SA4s within Queensland (Figure 2).
- The participation rate in Moreton Bay - South SA4 in October 2024 was 74.7 per cent, an increase of 1.4 percentage points over the year (Table 1).

SA4 = Statistical Area Level 4 (ASGS 2016 edition)

Notes (refer to website for more detailed notes):

Data for Queensland as a whole are provided for reference purposes only.

The labour force statistics presented in this brief are on a sample basis and will include a sampling error.

Totals may differ due to rounding. Figures are rounded to nearest 100 persons. Calculations are based on pre-rounded figures.

Figure 1 Annual change in employment, Moreton Bay - South SA4

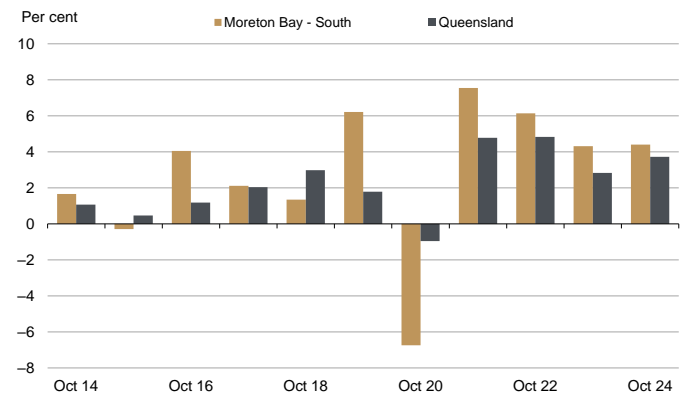


Figure 2 Unemployment rate by SA4, October 2024

