

Regional labour force – Toowoomba SA4, Oct 24

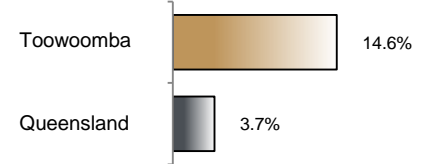
Source: ABS, *Labour force, Australia, detailed*, released 21 November 2024, 10:30 am (AEST)

Table 1 Labour force status, Toowoomba SA4

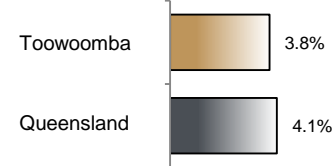
	Year ending			Annual change	
	Oct 23	Sep 24	Oct 24	persons	%
	— persons —			persons	%
Total employed	77,200	86,800	88,500	11,300	14.6
Total unemployed	3,600	3,500	3,500	-100	-1.6
Total labour force	80,800	90,200	92,000	11,200	13.9
Not in the labour force	56,000	49,600	48,100	-7,900	-14.1
Total persons 15+	136,800	139,900	140,100	3,300	2.4
Participation rate (%)	59.1	64.5	65.7	..	6.6 (a)
Unemployment rate (%)	4.4	3.8	3.8	..	-0.6 (a)

(a) Percentage point change.

Employment growth, annual



Unemployment rate



Key data

Employment (annual change)..... ↑ 14.6%
 Unemployment rate 3.8%
 Unemployment rate (annual change) ↓ 0.6 ppt
 Participation rate..... 65.7%

ppt = percentage point

Main findings

Note: Due to the high standard errors associated with regional labour force direct survey estimates, the ABS and QGSO recommend using 12-month averages to reduce the volatility of the underlying original data.

All data in this brief are based on 12-month moving averages of direct survey estimates.

- The number of employed persons in Toowoomba SA4 in October 2024 was 88,500 persons, an increase of 11,300 employed persons, or 14.6% over the year (Figure 1).
- The unemployment rate in Toowoomba SA4 in October 2024 was 3.8 per cent, a decrease of 0.6 percentage point over the year. The unemployment rate for this area was the tenth-lowest of all 19 SA4s within Queensland (Figure 2).
- The participation rate in Toowoomba SA4 in October 2024 was 65.7 per cent, an increase of 6.6 percentage points over the year (Table 1).

SA4 = Statistical Area Level 4 (ASGS 2016 edition)

Notes (refer to website for more detailed notes):

Data for Queensland as a whole are provided for reference purposes only.

The labour force statistics presented in this brief are on a sample basis and will include a sampling error.

Totals may differ due to rounding. Figures are rounded to nearest 100 persons. Calculations are based on pre-rounded figures.

Figure 1 Annual change in employment, Toowoomba SA4

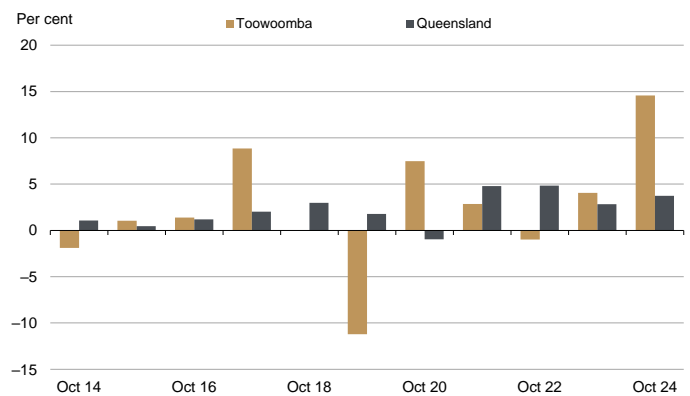


Figure 2 Unemployment rate by SA4, October 2024

