

Regional labour force – Wide Bay SA4, Oct 24

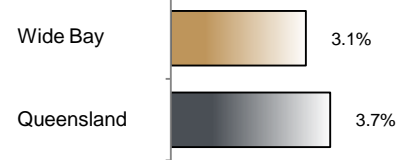
Source: ABS, *Labour force, Australia, detailed*, released 21 November 2024, 10:30 am (AEST)

Table 1 Labour force status, Wide Bay SA4

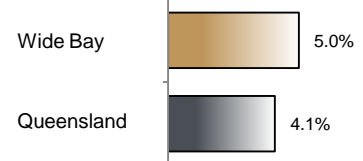
	Year ending			Annual change	
	Oct 23	Sep 24	Oct 24	persons	%
	— persons —				
Total employed	134,300	138,100	138,500	4,200	3.1
Total unemployed	7,900	7,100	7,300	-500	-6.8
Total labour force	142,100	145,200	145,800	3,700	2.6
Not in the labour force	129,900	132,900	132,800	2,900	2.2
Total persons 15+	272,100	278,100	278,600	6,500	2.4
Participation rate (%)	52.2	52.2	52.3	..	0.1 (a)
Unemployment rate (%)	5.5	4.9	5.0	..	-0.5 (a)

(a) Percentage point change.

Employment growth, annual



Unemployment rate



Key data

Employment (annual change)..... ↑ 3.1%
 Unemployment rate 5.0%
 Unemployment rate (annual change) ↓ 0.5 ppt
 Participation rate..... 52.3%

ppt = percentage point

Main findings

Note: Due to the high standard errors associated with regional labour force direct survey estimates, the ABS and QGSO recommend using 12-month averages to reduce the volatility of the underlying original data.

All data in this brief are based on 12-month moving averages of direct survey estimates.

- The number of employed persons in Wide Bay SA4 in October 2024 was 138,500 persons, an increase of 4,200 employed persons, or 3.1% over the year (Figure 1).
- The unemployment rate in Wide Bay SA4 in October 2024 was 5.0 per cent, a decrease of 0.5 percentage point over the year. The unemployment rate for this area was the fifth-highest of all 19 SA4s within Queensland (Figure 2).
- The participation rate in Wide Bay SA4 in October 2024 was 52.3 per cent, an increase of 0.1 percentage point over the year (Table 1).

SA4 = Statistical Area Level 4 (ASGS 2016 edition)

Notes (refer to website for more detailed notes):

Data for Queensland as a whole are provided for reference purposes only.

The labour force statistics presented in this brief are on a sample basis and will include a sampling error.

Totals may differ due to rounding. Figures are rounded to nearest 100 persons. Calculations are based on pre-rounded figures.

Figure 1 Annual change in employment, Wide Bay SA4

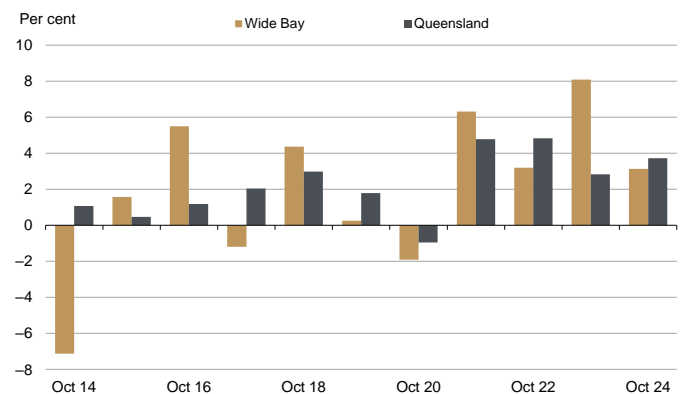


Figure 2 Unemployment rate by SA4, October 2024

