

# Marriages and divorces, Queensland 2023

Source: ABS, *Marriages and divorces, Australia*, released 16 August 2024, 11:30 am AEST

## Key data

### Registered marriages, 2023 (annual change):

Queensland ..... ↓ 4.7%  
 Australia ..... ↓ 6.9%

### Registered divorces, 2023 (annual change):

Queensland ..... ↓ 2.4%  
 Australia ..... ↓ 1.1%

## Main findings

### Marriages

- In 2023, there were 23,826 marriages registered in Queensland, a decrease of 1,188 (4.7%) from 2022 (Figure 1). The number of marriages registered in Australia decreased by 6.9% in 2023 to 118,439 marriages.
- The crude marriage rate in Queensland in 2023 was 5.4 marriages per 1,000 persons, which was 1.4 per 1,000 persons lower than the figure recorded in 2013 (Figure 2). The crude marriage rate in Australia in 2023 was 5.5 marriages per 1,000 persons.

### Divorces

- In 2023, there were 11,140 divorces granted in Queensland, a decrease of 270 (2.4%) from 2022 (Figure 1). The number of divorces granted in Australia decreased by 1.1% in 2023 to 48,700 divorces.
- The crude divorce rate in Queensland in 2023 was 2.5 divorces per 1,000 persons, which was 0.4 per 1,000 persons lower than the figure recorded in 2013 (Figure 3). The crude divorce rate in Australia in 2023 was 2.3 divorces per 1,000 persons.

Figure 1 Registered marriages and divorces, Queensland

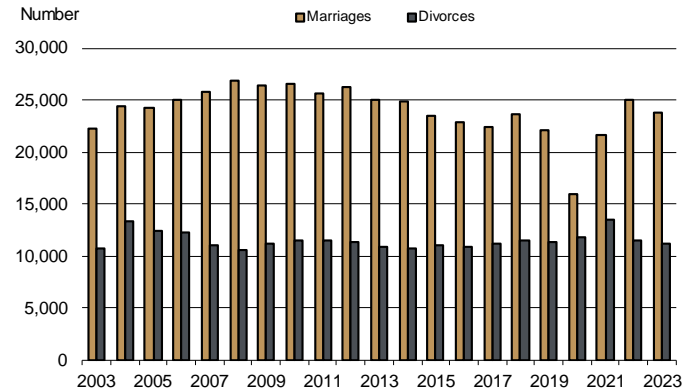


Figure 2 Crude marriage rate

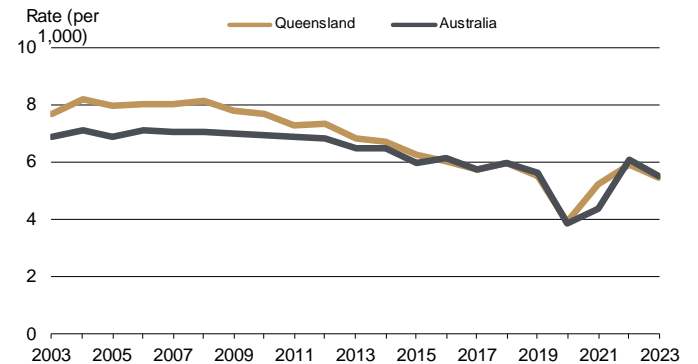
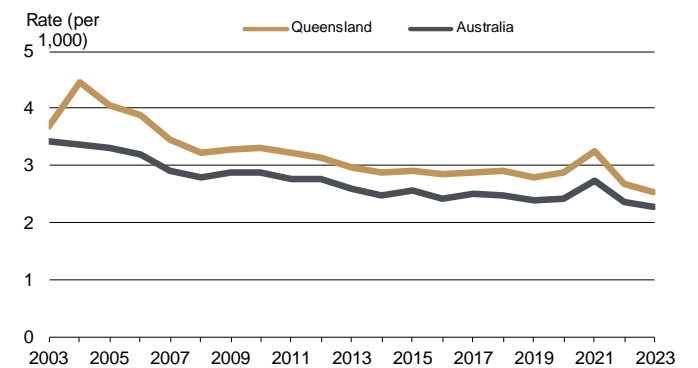


Figure 3 Crude divorce rate



Note: Crude rates reflect the number of marriages registered, or divorces granted, during the year per 1,000 of estimated resident population (16 years and older), as at 30 June for the same year. This differs to previous publications where crude rates included all ages. Rates should not be compared with those published in previous years.

For 2022 only, Norfolk Island registered marriages were included in Queensland totals.